

Main

Range of product	Zelio Relay
Series name	Interface relay
Product or component type	Plug-in relay
Device short name	RSB
Contacts type and composition	2 C/O
Control circuit voltage	24 V AC
[the] conventional enclosed thermal current	8 A at ≤ 40 °C
Status LED	Without
Control type	Without pushbutton
Sale per indivisible quantity	10

Complementary

Shape of pin	Flat (PCB type)
Average resistance	400 Ohm (AC) at 20 °C +/- 15 %
Rated operational voltage limits	19.2...26.4 V AC, 50 Hz 20.4...26.4 V AC, 60 Hz
[Ui] rated insulation voltage	400 V conforming to EN/IEC 60947
[Uimp] rated impulse withstand voltage	3.6 kV conforming to IEC 61000-4-5
Contacts material	Silver alloy (Ag/Ni)
[Ie] rated operational current	4 A, NC (AC-1/DC-1) conforming to IEC 8 A, NO (AC-1/DC-1) conforming to IEC
Minimum switching current	5 mA
Maximum switching voltage	300 V DC 400 V AC
Minimum switching voltage	5 V
Maximum switching capacity	2000 VA (AC) 224 W (DC)
Minimum switching capacity	300 mW
Operating rate	≤ 10 cyc/mn (under load) ≤ 1200 cyc/mn (no-load)
Mechanical durability	30000000 cycles
Electrical durability	≥ 100000 cycles for resistive load at 8 A, 250 V
Operating time	10 ms between coil de-energisation and making of the Off-delay contact (AC) 12 ms between coil energisation and making of the On-delay contact (AC) 4 ms between coil de-energisation and making of the Off-delay contact (DC) 9 ms between coil energisation and making of the On-delay contact (DC)
Marking	CE
Protection category	RT I
Operating position	Any position
CAD overall width	13 mm
CAD overall height	29 mm
CAD overall depth	20 mm
Terminals description ISO n°1	(11-14-23)OC (21-22-24)OC (A1-A2)CO
Product weight	0.014 kg
Resistive rated load	8 A at 250 V AC 8 A at 28 V DC

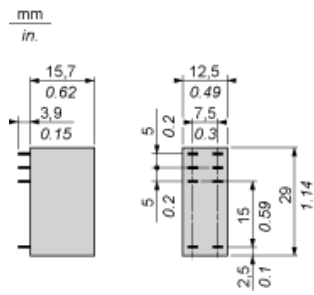
Average consumption	AC : 0.75 VA DC : 0.45 W
Drop-out voltage threshold	AC : $\geq 0.15 U_c$ DC : $\geq 0.1 U_c$

Environment

Dielectric strength	1000 V AC between contacts 2500 V AC between poles 5000 V AC between coil and contact
Standards	CSA C22-2 No 14 EN/IEC 61810-1 UL 508
Product certifications	CSA UL
Ambient air temperature for storage	-40...85 °C
Vibration resistance	10 gn (f = 10...150 Hz) conforming to EN/IEC 60068-2-6
IP degree of protection	IP40 conforming to EN/IEC 60529
Shock resistance	10 gn (on closing) conforming to EN/IEC 60068-2-27 5 gn (on opening) conforming to EN/IEC 60068-2-27
Ambient air temperature for operation	-40...70 °C (AC)

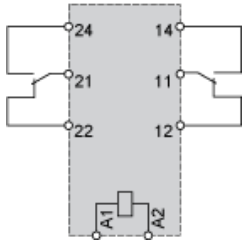
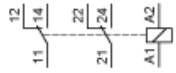
Interface Relay

Dimensions



Interface Relay

Wiring Diagram

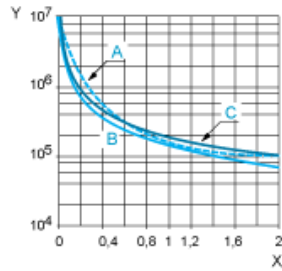


RSB Interface Relays

Electrical Durability of Contacts

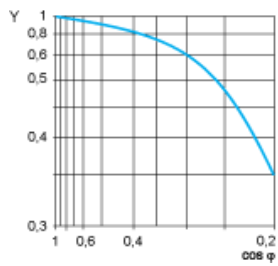
Durability (inductive load) = durability (resistive load) x reduction coefficient.

Resistive AC load



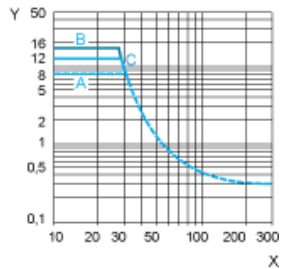
- X Switching capacity (kVA)
- Y Durability (Number of operating cycles)
- A RSB2A080
- B RSB1A160
- C RSB1A120

Reduction coefficient for inductive AC load (depending on power factor cos φ)



Y Reduction coefficient (A)

Maximum switching capacity on resistive DC load



- X Voltage DC
- Y Current DC
- A RSB2A080
- B RSB1A160
- C RSB1A120