



Auxiliary switch can be mounted on the side 1 NO+1 NC spring-type terminal for circuit breaker 3RV2

product brand name	SIRIUS
product category	Auxiliary switch
product designation	auxiliary switch
design of the product	lateral auxiliary switches
product type designation	3RV29
General technical data	
certificate of suitability	CE / UL / CSA / CCC
size of the circuit-breaker	S00, S0, S2, S3
display version LED	No
insulation voltage rated value	690 V
degree of pollution	3
surge voltage resistance rated value	6 kV
protection class IP on the front	
• according to IEC 60529	IP20
•	IP20
reference code according to IEC 81346-2	Q
Substance Prohibance (Date)	10/01/2009
Net Weight	42 g
number of NC contacts for auxiliary contacts instantaneous contact	1
number of NO contacts for auxiliary contacts instantaneous contact	1
number of CO contacts of auxiliary contacts instantaneous contact	0
operational current at AC-15 at 690 V rated value	1 A
operational current of auxiliary contacts at AC-12	
• at 24 V	10 A
• at 230 V	10 A
• at 400 V	10 A
• at 690 V	10 A
operational current of auxiliary contacts at AC-12 maximum	10 A
operational current of auxiliary contacts at AC-15	
• at 24 V	6 A
• at 230 V	4 A
• at 400 V	3 A
operational current of auxiliary contacts at DC-13	
• at 24 V	2 A
• at 110 V	0.5 A
• at 220 V	0.25 A
• at 250 V	0.25 A

Ambient conditions	
ambient temperature	
• during operation	-20 ... +60 °C
• during storage	-50 ... +80 °C

Electrical Safety	
protection class IP on the front according to IEC 60529	IP20
touch protection on the front according to IEC 60529	finger-safe, for vertical contact from the front

Installation/ mounting/ dimensions	
fastening method	plug-in fixing
height	90 mm
width	9.5 mm
depth	68 mm

Connections/ Terminals	
type of electrical connection for auxiliary and control circuit	spring-loaded terminals
connectable conductor cross-section for auxiliary contacts	
• solid or stranded	0.5 ... 2.5 mm ²
• finely stranded with core end processing	0.5 ... 2.5 mm ²
• finely stranded without core end processing	0.5 ... 1.5 mm ²
type of connectable conductor cross-sections	
• for auxiliary contacts	
— solid	2x (0.5 ... 2.5 mm ²)
— finely stranded with core end processing	2x (0.5 ... 1.5 mm ²)
— finely stranded without core end processing	2x (0.5 ... 1.5 mm ²)
• for AWG cables for auxiliary contacts	2x (20 ... 14)
AWG number as coded connectable conductor cross section for auxiliary contacts	20 ... 14

Approvals Certificates	
Environmental Product Declaration	
• global warming potential [CO2 eq] / during manufacturing	0.238 kg
• global warming potential [CO2 eq] / during operation	4.2 kg
• global warming potential [CO2 eq] / after end of life	0.0053 kg
• global warming potential [CO2 eq] / total	4.44 kg

Environment	General Product Approval
-------------	--------------------------

[Environmental Confirmations](#)



Maritime application



other



[Confirmation](#)

[Miscellaneous](#)

Further information

- Information on the packaging
<https://support.industry.siemens.com/cs/ww/en/view/109813875>
- Information for data generation and storage
<https://support.industry.siemens.com/cs/ww/en/view/109995012>
- Information- and Downloadcenter (Catalogs, Brochures,...)
<https://www.siemens.com/ic10>
- Industry Mall (Online ordering system)

<https://mall.industry.siemens.com/mall/en/en/Catalog/product?mlfb=3RV2901-2A>

Cax online generator

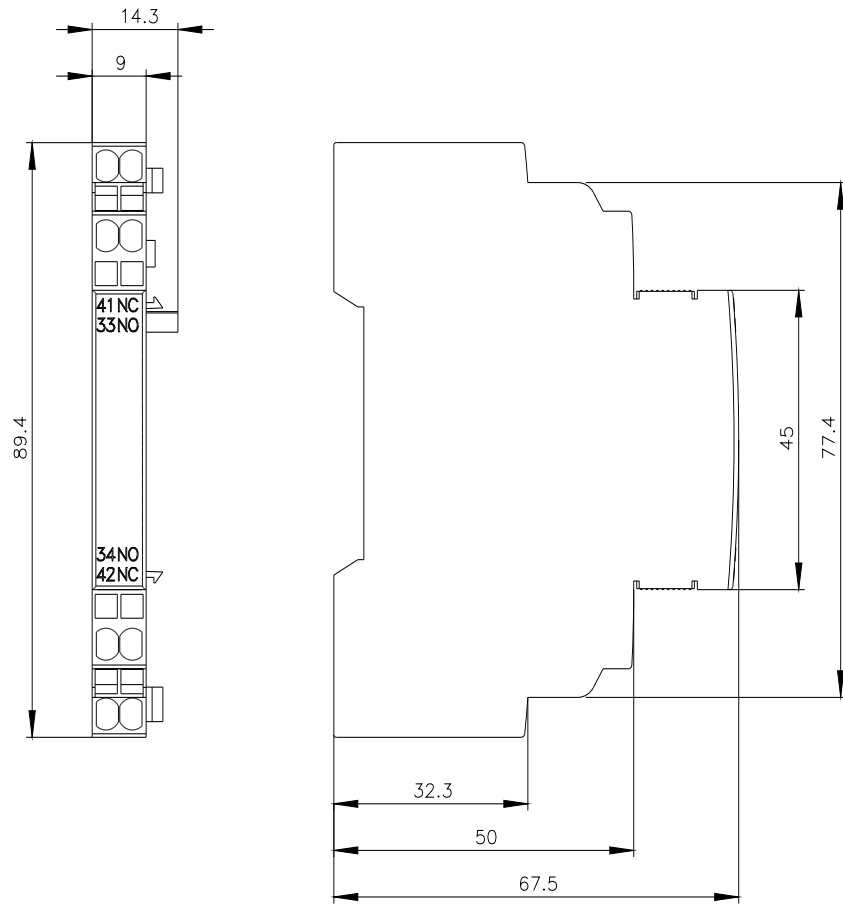
<https://support.automation.siemens.com/WW/CAXorder/default.aspx?lang=en&mlfb=3RV2901-2A>

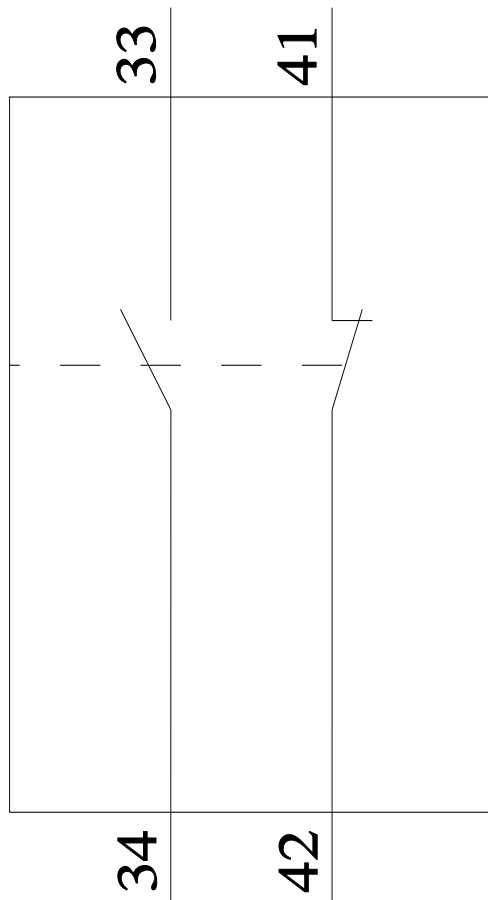
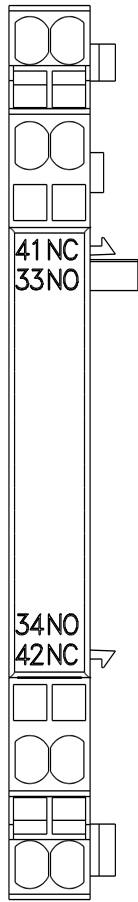
Service&Support (Manuals, Certificates, Characteristics, FAQs,...)

<https://support.industry.siemens.com/cs/ww/en/ps/3RV2901-2A>

Image database (product images, 2D dimension drawings, 3D models, device circuit diagrams, EPLAN macros, ...)

https://www.automation.siemens.com/bilddb/cax_de.aspx?mlfb=3RV2901-2A&lang=en





last modified:

7/22/2025