



SETRON, Fuse switch disconnecter 3NP1, 3-pole, NH3, 630 A, for Rittal busbar system 60 mm, flat terminal, Fuse monitoring: electronic EFM20, Cover level 32/70 mm

Model	
product designation	Fuse switch disconnecter
busbar design	busbar thickness 5 or 10 mm
design of the safety monitoring	electronic EFM 20
design of the load switch strip form	No
type of the driving mechanism motor drive	No
General technical data	
number of poles	3
type of device	For Rittal 60 mm busbar system
size of disconnecting link	3 and 2
size of fuse link	NH2, NH3
let-through current with closed switch maximum	60 kA
mechanical service life (operating cycles) typical	1 000
I <sup>2</sup> t value with closed switch maximum	5 400 kA <sup>2</sup> ·s
power factor	
• at AC-22 B	0.65
• at AC-23 B	0.35
• with capacitive load	-0.25
fuse system	LV HRC fuse
degree of pollution	2
Voltage	
insulation voltage	
• rated value	690 V
• with degree of pollution 3 at AC rated value	690 V
• with degree of pollution 2 at AC rated value	1 000 V
power factor at AC-21 B	0.95
surge voltage resistance rated value	8 kV
• operational current	
— at 35 °C rated value	630 A
— at 40 °C rated value	610 A
— at 45 °C rated value	575 A
— at 50 °C rated value	555 A
— at 55 °C rated value	530 A
• operational current	
— at AC-21 B at 240 V rated value	630 A
— at AC-21 B at 400 V rated value	630 A
— at AC-21 B at 500 V rated value	630 A
— at AC-21 B at 690 V rated value	630 A

— at AC-22 B at 240 V rated value	630 A
— at AC-22 B at 400 V rated value	630 A
— at AC-22 B at 500 V rated value	630 A
— at AC-22 B at 690 V rated value	500 A
— at AC-23 B at 690 V rated value	200 A
— at AC-23 B at 500 V rated value	500 A
— at AC-23 B at 400 V rated value	630 A
— at AC-23 B at 240 V rated value	630 A
<b>let-through current with high-speed activation maximum permissible</b>	50 kA
<b>operating voltage</b>	
• at AC rated value minimum	230 V
• at AC rated value maximum	690 V
<b>Protection class</b>	
<b>protection class IP</b>	
• with closed switch with cover or cable lug cover	IP40
• with closed switch without cover or cable lug cover	IP30
• open	IP20
<b>Dissipation</b>	
<b>power loss [W]</b>	
• with conventional rated thermal current without fuse per pole	30 W
• with conventional rated thermal current without fuse per device	90 W
• for rated value of the current at AC in hot operating state per pole	36 W
• of the fuse per fuse maximum	48 W
<b>Main circuit</b>	
<b>operational current</b>	
• rated value	630 A
• with capacitive load at 400 V rated value	72 A
• with capacitive load at 500 V rated value	55 A
<b>Auxiliary circuit</b>	
<b>number of CO contacts for auxiliary contacts</b>	0
<b>number of NC contacts for auxiliary contacts</b>	0
<b>number of NO contacts for auxiliary contacts</b>	0
<b>Suitability</b>	
<b>suitability for use main switch</b>	No
<b>suitability for use switch disconnecter</b>	Yes
<b>suitability for use EMERGENCY OFF switch</b>	No
<b>suitability for use safety switch</b>	Yes
<b>suitability for use maintenance/repair switch</b>	Yes
<b>Product details</b>	
<b>product function phase failure monitoring</b>	Yes
<b>product component</b>	
• undervoltage release	No
• undervoltage release with leading contact	No
<b>product feature sealable</b>	Yes
<b>product extension auxiliary switch</b>	Yes
<b>product extension optional locking capability</b>	Yes
<b>product extension optional voltage trigger</b>	No
<b>Product function</b>	
product function overvoltage protection monitoring	Yes
<b>Short circuit</b>	
<b>conditional short-circuit current (I<sub>q</sub>)</b>	
• at AC at 240 V with high-speed activation rated value	50 kA
• at AC at 500 V with high-speed activation rated value	50 kA
• at AC at 690 V with high-speed activation rated value	50 kA
• with closed switch at AC at 240 V rated value	100 kA
• with closed switch at AC at 500 V rated value	100 kA

- with closed switch at AC at 690 V rated value

100 kA

### Connections

arrangement of electrical connectors for main current circuit	other
<b>connectable conductor cross-section for main contacts</b>	
<ul style="list-style-type: none"> <li>• solid or stranded minimum</li> </ul>	120 mm <sup>2</sup>
<ul style="list-style-type: none"> <li>• solid or stranded maximum</li> </ul>	300 mm <sup>2</sup>
<ul style="list-style-type: none"> <li>• stranded minimum</li> </ul>	120 mm <sup>2</sup>
<ul style="list-style-type: none"> <li>• stranded maximum</li> </ul>	300 mm <sup>2</sup>
<b>tightening torque with screw-type terminals</b>	
<ul style="list-style-type: none"> <li>• minimum</li> </ul>	10 N·m
<ul style="list-style-type: none"> <li>• maximum</li> </ul>	12 N·m
type of connectable conductor cross-sections of the laminated conductors maximum	40 x 18 mm
<b>type of connection technology</b>	Flat terminal

### Mechanical Design

<b>height</b>	306 mm
<b>width</b>	249.4 mm
<b>width of the busbar</b>	
<ul style="list-style-type: none"> <li>• minimum</li> </ul>	12 mm
<ul style="list-style-type: none"> <li>• maximum</li> </ul>	30 mm
<b>depth</b>	192.7 mm
<b>fastening method</b>	busbar
<b>fastening method</b>	
<ul style="list-style-type: none"> <li>• floor mounting</li> </ul>	No
<ul style="list-style-type: none"> <li>• rail mounting</li> </ul>	Yes
<b>mounting position</b>	horizontal/vertical
<b>busbar center-to-center spacing</b>	60 mm
<b>Net Weight</b>	5.65 kg

### Environmental conditions

<b>ambient temperature during operation</b>	
<ul style="list-style-type: none"> <li>• minimum</li> </ul>	-25 °C
<ul style="list-style-type: none"> <li>• maximum</li> </ul>	55 °C
<b>ambient temperature during storage</b>	
<ul style="list-style-type: none"> <li>• minimum</li> </ul>	-50 °C
<ul style="list-style-type: none"> <li>• maximum</li> </ul>	80 °C

### Certificates

<b>reference code according to IEC 81346-2</b>	Q
--	---

### Approvals Certificates

<b>Environment</b>	<b>General Product Approval</b>
--------------------	---------------------------------

[Environmental Confirmations](#)

[Environmental Confirmations](#)



<b>General Product Approval</b>	<b>Test Certificates</b>	<b>Maritime application</b>	<b>other</b>
---------------------------------	--------------------------	-----------------------------	--------------

[Miscellaneous](#)



[Type Test Certificates/Test Report](#)



<b>other</b>
--------------

[Confirmation](#)

Further information

Information on the packaging

<https://support.industry.siemens.com/cs/ww/en/view/109813875>

Information for data generation and storage

<https://support.industry.siemens.com/cs/ww/en/view/109995012>

Information- and Downloadcenter (Catalogs, Brochures,...)

<https://www.siemens.com/lowvoltage/catalogs>

Industry Mall (Online ordering system)

<https://mall.industry.siemens.com/mall/en/en/Catalog/product?mlfb=3NP1163-1JC13>

Service&Support (Manuals, Certificates, Characteristics, FAQs,...)

<https://support.industry.siemens.com/cs/ww/en/ps/3NP1163-1JC13>

Image database (product images, 2D dimension drawings, 3D models, device circuit diagrams, ...)

[https://www.automation.siemens.com/bilddb/cax\\_en.aspx?mlfb=3NP1163-1JC13](https://www.automation.siemens.com/bilddb/cax_en.aspx?mlfb=3NP1163-1JC13)

CAX-Online-Generator

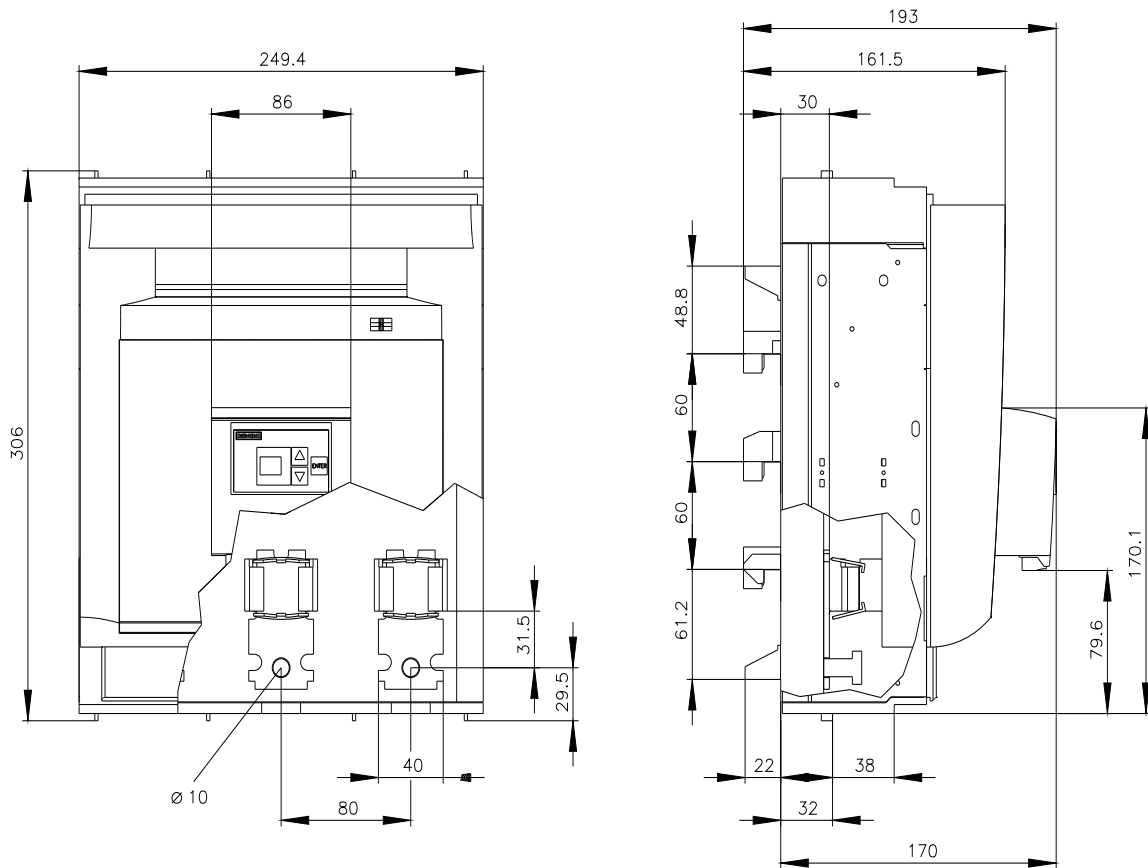
<https://www.siemens.com/cax>

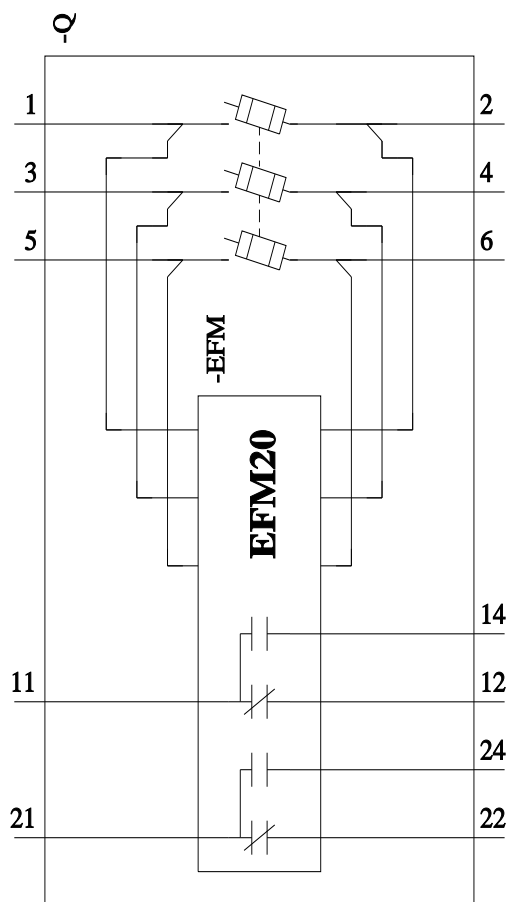
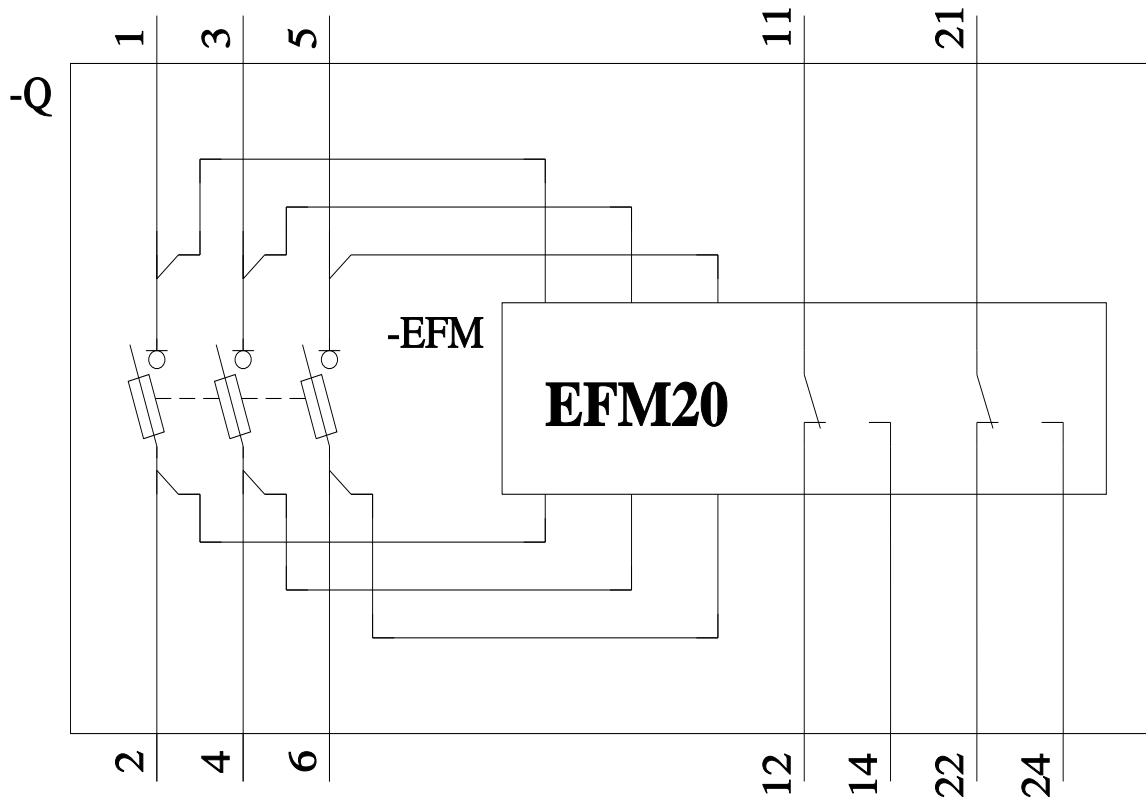
Tender specifications

<https://www.siemens.com/specifications>

Characteristic curves

[https://curves.simaris.siemens.com/curves/<mmp\\_prod\\_noCOMP="HAUPT"></mmp\\_prod\\_no>](https://curves.simaris.siemens.com/curves/<mmp_prod_noCOMP=)





last modified:

3/29/2026

