



basic switch/complete switch, plastic enclosure according to DIN EN 50047, 31 mm, 1 NO/2 NC quick action contacts, with M12 plug, 5-pole, 2 NC connected. pin assignment: Pin1=21, Pin4=22 Pin2=31, Pin5=32 for maximum 125 V and 4 A with Teflon plunger, suitable for connection to all SIMATIC ET 200 compact block I/O modules

product brand name	SIRIUS
product designation	Mechanical position switches
product type designation	3SE5
suitability for use safety switch	Yes
General technical data	
product function positive opening	Yes
insulation voltage rated value	125 V
degree of pollution	class 3
surge voltage resistance rated value	2 kV
protection class IP	IP65
shock resistance	
• according to IEC 60068-2-27	30 g / 11 ms
vibration resistance	
• according to IEC 60068-2-6	0.35 mm/5 g
mechanical service life (operating cycles) typical	15 000 000
electrical endurance (operating cycles) at AC-15 at 230 V typical	100 000
thermal current	4 A
material of the enclosure of the switch head	plastic
reference code according to IEC 81346-2	B
continuous current of the C characteristic MCB	1 A; for a short-circuit current smaller than 400 A
continuous current of the quick DIAZED fuse link	4 A; for a short-circuit current smaller than 400 A
continuous current of the DIAZED fuse link gG	4 A
active principle	mechanical
repeat accuracy	0.05 mm
Substance Prohibitance (Date)	07/01/2006
SVHC substance name	Lead CAS-No. 7439-92-1 Imidazolidine-2-thione (2-imidazoline-2-thiol) CAS-No. 96-45-7
Net Weight	0.1 kg
minimum actuating force in directions of actuation	20 N
length of the sensor	89.7 mm
width of the sensor	31 mm
Ambient conditions	
ambient temperature	
• during operation	-25 ... +85 °C
• during storage	-40 ... +90 °C
explosion protection category for dust	none
Main circuit	
design of the switching contact	mechanical
operating frequency rated value	50 ... 60 Hz

number of NC contacts for auxiliary contacts	2		
number of NO contacts for auxiliary contacts	0		
operational current at AC-15			
• at 24 V rated value	4 A		
• at 125 V rated value	4 A		
operational current at DC-13			
• at 24 V rated value	3 A		
• at 125 V rated value	0.55 A		
Enclosure			
design of the housing	block, narrow		
material of the enclosure	plastic		
coating of the enclosure	Other types		
design of the housing according to standard	Yes		
Drive Head			
design of the actuating element	Rounded plunger, plastic plunger		
standard-compliant actuator head	EN 50047, design B		
shape of the switch head	rounded		
design of the switching function	positive opening		
circuit principle	snap-action contacts		
number of switching contacts safety-related	2		
cable entry type	M12 plug		
design of plug-in connection	M12 connector, 5-pin: Pin 1= terminal 21, pin 2= 31, pin 4= 22, pin 5= 32		
Installation/ mounting/ dimensions			
mounting position	any		
fastening method	screw fixing		
Connections/ Terminals			
type of electrical connection	M12 plug, fixed		
design of the interface for safety-related communication	without		
Communication/ Protocol			
design of the interface	without		
Safety related data			
product function suitable for safety function	Yes		
service life maximum	20 a		
test wear-related service life necessary	Yes		
proportion of dangerous failures			
• with low demand rate according to SN 31920	20 %		
• with high demand rate according to SN 31920	20 %		
B10 value with high demand rate according to SN 31920	10 000 000		
failure rate [FIT] with low demand rate according to SN 31920	100 FIT		
ISO 13849			
device type according to ISO 13849-1	3		
IEC 61508			
safety device type according to IEC 61508-2	A		
Approvals Certificates			
General Product Approval	Test Certificates	other	Environment



[Type Test Certificates/Test Report](#)

[Confirmation](#)

[Environmental Confirmations](#)

Environment



Further information

Information on the packaging

<https://support.industry.siemens.com/cs/ww/en/view/109813875>

Information for data generation and storage

<https://support.industry.siemens.com/cs/ww/en/view/109995012>

Information- and Downloadcenter (Catalogs, Brochures,...)

<https://www.siemens.com/ic10>

Industry Mall (Online ordering system)

<https://mall.industry.siemens.com/mall/en/en/Catalog/product?mlfb=3SE5234-0LC05-1AE2>

Cax online generator

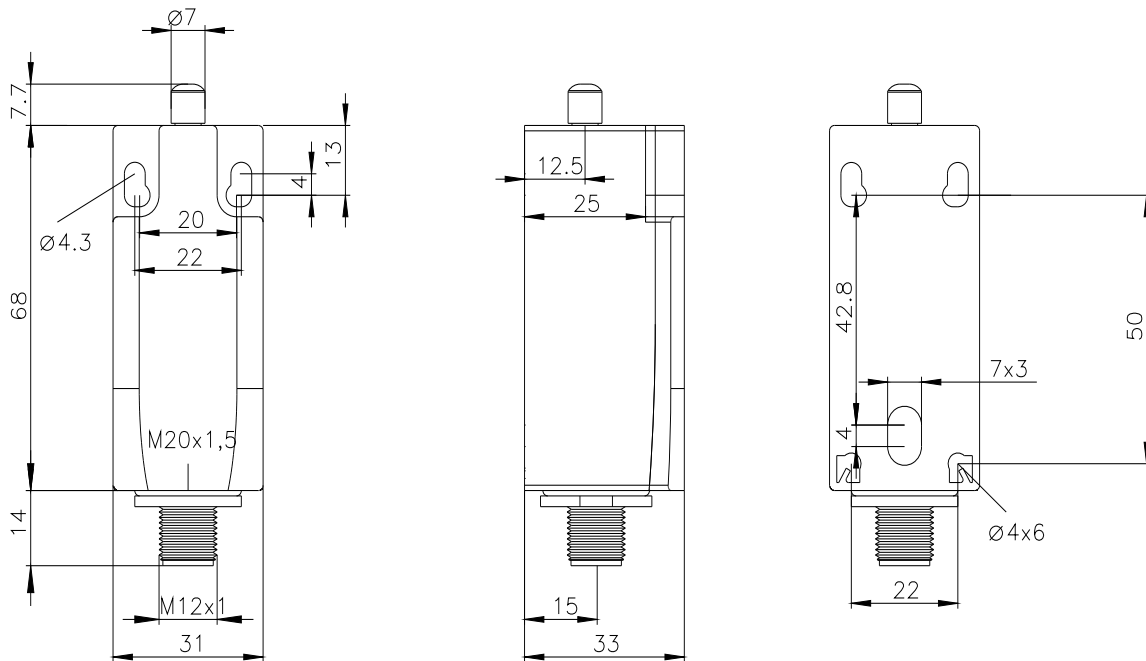
<https://support.automation.siemens.com/WW/CAXorder/default.aspx?lang=en&mlfb=3SE5234-0LC05-1AE2>

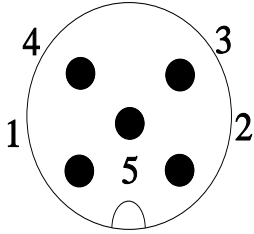
Service&Support (Manuals, Certificates, Characteristics, FAQs,...)

<https://support.industry.siemens.com/cs/ww/en/ps/3SE5234-0LC05-1AE2>

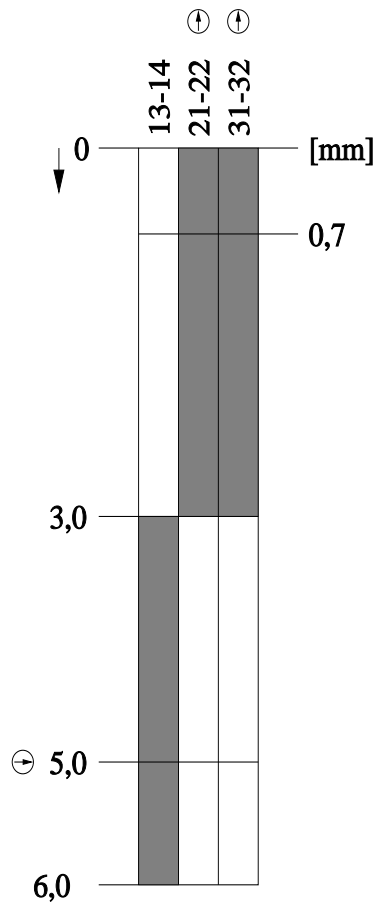
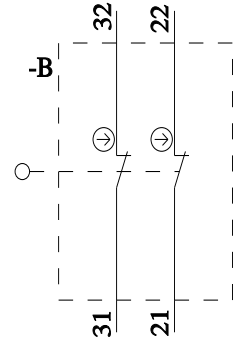
Image database (product images, 2D dimension drawings, 3D models, device circuit diagrams, EPLAN macros, ...)

https://www.automation.siemens.com/bilddb/cax_de.aspx?mlfb=3SE5234-0LC05-1AE2&lang=en





1	BN = Brown	→	21
2	WH = White	→	31
3	GN/YE = Green/Yellow	→	n.c.
4	BK = Black	→	22
5	GY = Grey	→	32



last modified:

4/4/2026