

# Fișă tehnică produs

Specificatii



## Buton Verde Ø 22, Incastrat, Revenire cu Arc, 1No

XB5AA31

### Principale

<b>gama de produse</b>	Harmony XB5
<b>Tip produs sau componenta</b>	Intrerupator cu revenire
<b>nume scurt al dispozitivului</b>	XB5
<b>material rama</b>	Plastic Plastic gri inchis
<b>tip cap</b>	Standard
<b>material inel de fixare</b>	Plastic
<b>diametrul de montaj</b>	22,5 mm
<b>cantitate indivizibila de vanzare</b>	1
<b>forma a capului unitatii de semnalizare</b>	Rotund
<b>tip de operator</b>	revenire cu arc
<b>profil utilizator</b>	Verde Incastrat, nemarcat
<b>tip si compozitie contacte</b>	1 NO
<b>operare contacte</b>	Decuplare lenta
<b>conexiuni - borne</b>	Borne cu surub, $\leq 2 \times 1.5 \text{ mm}^2$ cu pini conformitate cu IEC 60947-1 Borne cu surub, $1 \times 0.22 \dots 2 \times 2.5 \text{ mm}^2$ fara terminale de cablu conformitate cu IEC 60947-1

### Suplimentare

<b>inaltime</b>	42 mm
<b>latime</b>	30 mm
<b>adancime</b>	52 mm
<b>descriere borne ISO nr. 1</b>	(13-14)NO
<b>greutate produs</b>	0,037 kg
<b>rezistenta la spalare cu presiune inalta</b>	7000000 Pa la 55 °C, distanta : 0.1 m
<b>utilizare contacte</b>	Contacte standard
<b>deschidere pozitiva</b>	Fara
<b>cursa de operare</b>	2,6 mm (modificarea stării electrice NO) 4,3 mm (cursă totală)
<b>forta de actionare</b>	3,8 N modificarea stării electrice NO
<b>durabilitate mecanica</b>	10000000 cic
<b>cuplu de strangere</b>	0,8...1,2 N.m conformitate cu IEC 60947-1

<b>forma a capului surubului</b>	Cruce compatibil cu Philips nr. 1 surubelnita Cruce compatibil cu pozidriv No 1 surubelnita Perforat compatibil cu plat Ø 4 mm surubelnita Perforat compatibil cu plat Ø 5.5 mm surubelnita
<b>Material contacte</b>	Aliaj de argint (Ag/Ni)
<b>protectie la scurtcircuit</b>	10 A cartuş fuzibil tip gG conformitate cu SR EN 60947-5-1
<b>[Ith] curent termic conventional in aer liber</b>	10 A conformitate cu SR EN 60947-5-1
<b>[Ui] tensiune nominala de izolatie</b>	600 V (grad de poluare 3) conformitate cu IEC 60947-1
<b>[Uimp] tensiune de tinere la impuls</b>	6 kV conformitate cu IEC 60947-1
<b>[Ie] curent nominal de utilizare</b>	3 A la 240 V, AC-15, A600 conformitate cu SR EN 60947-5-1 6 A la 120 V, AC-15, A600 conformitate cu SR EN 60947-5-1 0,1 A la 600 V, DC-13, Q600 conformitate cu SR EN 60947-5-1 0,27 A la 250 V, DC-13, Q600 conformitate cu SR EN 60947-5-1 0,55 A la 125 V, DC-13, Q600 conformitate cu SR EN 60947-5-1 1,2 A la 600 V, AC-15, A600 conformitate cu SR EN 60947-5-1
<b>durabilitate electrica</b>	1000000 cic AC-15, 2 A la 230 V, rata de funcţionare <3600 cic/h, factor de sarcină: 0,5 conformitate cu SR EN 60947-5-1 appendix C 1000000 cic AC-15, 3 A la 120 V, rata de funcţionare <3600 cic/h, factor de sarcină: 0,5 conformitate cu SR EN 60947-5-1 appendix C 1000000 cic AC-15, 4 A la 24 V, rata de funcţionare <3600 cic/h, factor de sarcină: 0,5 conformitate cu SR EN 60947-5-1 appendix C 1000000 cic DC-13, 0,2 A la 110 V, rata de funcţionare <3600 cic/h, factor de sarcină: 0,5 conformitate cu SR EN 60947-5-1 appendix C 1000000 cic DC-13, 0,5 A la 24 V, rata de funcţionare <3600 cic/h, factor de sarcină: 0,5 conformitate cu SR EN 60947-5-1 appendix C
<b>securitatea electrica IEC 60947-5-4</b>	$\Lambda < 10\exp(-6)$ la 5 V si 1 mA în mediu curat conformitate cu SR EN 60947-5-4 $\Lambda < 10\exp(-8)$ la 17 V si 5 mA în mediu curat conformitate cu SR EN 60947-5-4
<b>prezentare dispozitiv</b>	Produs complet
<b>personalizabil</b>	Nu
<b>Personalizabil</b>	1
<b>GCR BRIDGE</b>	XB5AACUST01
<b>Cod compatibilitate</b>	XB5

## Mediu

<b>tratament protector</b>	TH
<b>temperatura ambientala pentru depozitare</b>	-40...70 °C
<b>temperatura ambientala de functionare</b>	-40...70 °C
<b>categorie de supratensiune</b>	Clasa II conforming to IEC 60536
<b>grad de protectie IP</b>	IP66 conformitate cu SR EN 60529 IP67 IP69 IP69K
<b>Enclosure Type</b>	UL type 4X/13
<b>grad de protectie IK</b>	IK03 conformitate cu IEC 50102
<b>Standarde</b>	UL 60947-1 SR EN 60947-5-4 CSA C22.2 No 15 JIS C8201-5-1 SR EN 60947-5-1 IEC 60947-1 JIS C8201-1

<b>certificari produs</b>	DNV CSA listat de UL LROS (Lloyds register of shipping) BV
<b>rezistenta la vibratii</b>	5 gn (f= 2...500 Hz) conforming to IEC 60068-2-6
<b>rezistenta la socuri</b>	30 gn (durata = 18 ms) pentru half sine wave acceleration conformitate cu IEC 60068-2-27 50 gn (durata = 11 ms) pentru half sine wave acceleration conformitate cu IEC 60068-2-27

## Unitati de ambalare

<b>Unitate de masura pentru prima forma de impachetare</b>	PCE
<b>Număr de produse în pachet</b>	1
<b>Inaltime prima forma de impachetare</b>	3,500 cm
<b>Latime prima forma de impachetare</b>	5,500 cm
<b>Lungime prima forma de impachetare</b>	8,500 cm
<b>Greutate colet(Lbs)</b>	35,600 g
<b>Unitate de masura pentru a doua forma de impachetare</b>	S03
<b>Numar unitati in a doua forma de impachetare</b>	150
<b>Inaltime a doua forma de impachetare</b>	30,000 cm
<b>Latime a doua forma de impachetare</b>	30,000 cm
<b>Lungime a doua forma de impachetare</b>	40,000 cm
<b>Greutate a doua forma de impachetare</b>	5,861 kg
<b>Unitate de masura pentru a treia forma de impachetare</b>	P06
<b>Numar unitati in a treia forma de impachetare</b>	1200
<b>Inaltime a treia forma de impachetare</b>	75,000 cm
<b>Latime a treia forma de impachetare</b>	80,000 cm
<b>Lungime a treia forma de impachetare</b>	60,000 cm
<b>Greutate a treia forma de impachetare</b>	54,888 kg

## Garanție contractuală

<b>Garantie (in luni)</b>	18
---------------------------	----

Schneider Electric isi propune sa atinga nivelul Net Zero pana in 2050 prin parteneriate la nivelul lantului de aprovizionare, materiale cu impact mai redus si circularitate, prin campania „Use Better, Use Longer, Use Again” pentru a extinde durata de viata a produselor si reciclabilitatea.

[Environmental Data explicate >](#)

[Cum evaluam sustenabilitatea produselor >](#)

### **Amprenta de mediu**

Amprenta de carbon totala pe durata de viata	0.5 kg CO2 eq.
Amprenta de carbon a fazei de fabricație [A1–A3]	0.3 kg CO2 eq.
Amprenta de carbon a fazei de distribuție [A4]	0 kg CO2 eq.
Amprenta de carbon a fazei de instalare [A5]	0 kg CO2 eq.
Amprenta de carbon a fazei de utilizare [B2, B3, B4, B6]	0.1 kg CO2 eq.
Amprenta de carbon a fazei de sfârșit de viață [C1–C4]	0.1 kg CO2 eq.

### **Use Better**

#### **Materiale si ambalare**

Procentul mediu de continut de plastic reciclat	14 %
Procentul mediu de continut de metal reciclat	13 %
Pachet cu carton reciclabil	Da
Ambalaj fara plastic	Da
Directiva RoHS a UE	<a href="#">Conform</a>
Regulamentul REACH	<a href="#">Referința conține SVHC peste prag</a>

### **Use Longer**

#### **Prelungire durata de viata**

Reparare	Nu
Index reparare produs	<a href="#">A</a>

### **Use Again**

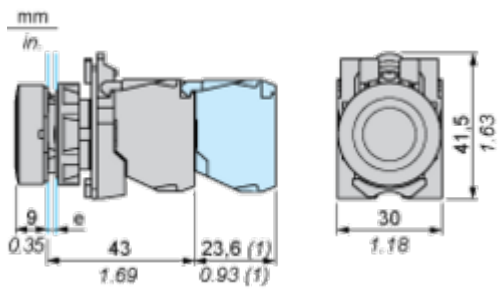
#### **Reambalare si refabricare**

Potentialul de reciclabilitate, in %	0
Profil circularitate	<a href="#">Informatii privind sfarsitul duratei de viata</a>
Preluare la sfarsitul duratei de viata	Da
Eticheta WEEE	 În Uniunea Europeana, produsele trebuie reciclate respectand sistemul specific de colectare a deseurilor si nu trebuie sa ajunga in pubelele de colectare a deseurilor menajere.

Dimensions Drawings

Dimensions

---



e: clamping thickness: 1 to 6 mm / 0.04 to 0.24 in.  
 (1) Additional row of contacts or double contact

Mounting and Clearance

Panel Cut-out for Pushbuttons, Switches and Pilot Lights (Finished Holes, Ready for Installation)

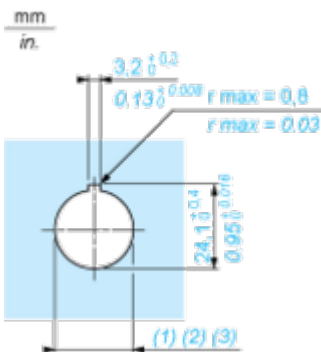
Connection by Screw Clamp Terminals or Plug-in Connectors or on Printed Circuit Board



- (1) Diameter on finished panel or support
- (2) For selector switches and Emergency stop buttons, use of an anti-rotation plate type ZB5AZ902 is recommended.
- (3) Ø22.5 mm recommended ( $\text{Ø}22.3 \text{ }_0^{+0.4}$ ) / Ø0.89 in. recommended ( $\text{Ø}0.88 \text{ in. }_0^{+0.016}$ )

Connections	a in mm	a in in.	b in mm	b in in.
By screw clamp terminals or plug-in connector	40	1.57	30	1.18
By Faston connectors	45	1.77	32	1.26
On printed circuit board	30	1.18	30	1.18

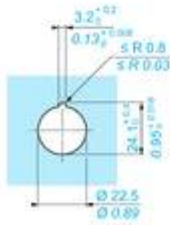
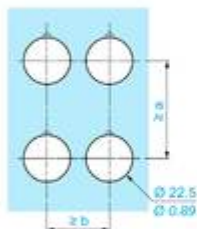
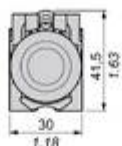
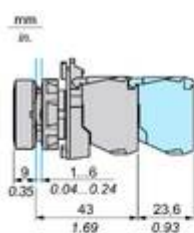
Detail of Lug Recess



- (1) Diameter on finished panel or support
- (2) For selector switches and Emergency stop buttons, use of an anti-rotation plate type ZB5AZ902 is recommended.
- (3) Ø22.5 mm recommended ( $\text{Ø}22.3 \text{ }_0^{+0.4}$ ) / Ø0.89 in. recommended ( $\text{Ø}0.88 \text{ in. }_0^{+0.016}$ )

## Technical Illustration

## Dimensions



		a (mm)	a (in.)	b (mm)	b (in.)
ZBE.....	ZBV.....	40	1.57	30	1.18
ZBE.....3	ZBV.....3	45	1.77	32	1.26
ZBE.....4	ZBV.....4	40	1.57	30	1.18
ZBE.....5	ZBV.....5	50	1.97	30	1.18
ZBE.....9	ZBV.....9	40	1.57	30	1.18
ZBRT•	ZBRV1	40	1.57	30	1.18

Offer Marketing Illustration

Product benefits / Features

---



The infographic features a central image of a Schneider XB5 terminal block. Surrounding it are five circular icons, each with a corresponding text description of a feature. The background is a solid green color.

### Features Harmony XB5

-  Quick and easy assembly and disassembly
-  Excellent mechanical connection with operator head
-  Various types of connection: screw clamp, connector, Faston connector, spring terminal, or printed circuit board
-  Large set of accessories to customize your panels
-  Robustness to withstand harsh environments

Offer Marketing Illustration

Product benefits / Features

---

## Technical Benefits

Harmony XB5

Conformity with IEC, UL, CSA, CCC EAC, and JIS standards, as well as CE marking and marine approvals

Up to IP66, 67, 69, 69K, and type 4X protection ratings

High vibration resistance with shake-proof terminal screws



Operating temperature from -40°C to 70°C

Shock protection level up to IK06

Secure switching of inductive or heavy DC loads directly – 100 000 operations at 10A, 24V dc

Image of product / Alternate images

Alternative

---



