



SENTRON, fuse switch disconnecter 3NP1, 1-pole, NH000, 160 A, for assembly and installation on mounting plate, Box terminal, Fuse monitoring electronic EFM15, cover level 45mm

Model	
product designation	Fuse switch disconnecter
design of the safety monitoring	electronic EFM 15
design of the load switch strip form	No
type of the driving mechanism motor drive	No
General technical data	
number of poles	1
type of device	For assembly and installation on mounting plate
size of disconnecting link	0
size of fuse link	NH000
let-through current with closed switch maximum	15 kA
mechanical service life (operating cycles) typical	2 000
I <sup>2</sup> t value with closed switch maximum	137 kA <sup>2</sup> ·s
power factor	
• at AC-22 B	0.65
• at AC-23 B	0.35
• with capacitive load	-0.25
fuse system	LV HRC fuse
degree of pollution	2
Voltage	
insulation voltage	
• rated value	690 V
• with degree of pollution 3 at AC rated value	690 V
• with degree of pollution 2 at AC rated value	1 000 V
power factor at AC-21 B	0.95
surge voltage resistance rated value	8 kV
• operational current	
— at 35 °C rated value	160 A
— at 40 °C rated value	150 A
— at 45 °C rated value	140 A
— at 50 °C rated value	130 A
— at 55 °C rated value	120 A
• operational current	
— at AC-21 B at 240 V rated value	160 A
— at AC-22 B at 240 V rated value	160 A
— at AC-23 B at 240 V rated value	160 A
— at DC-21 B at 120 V rated value	160 A
— at DC-22 B at 120 V rated value	100 A

— at DC-23 B at 120 V rated value	80 A
<b>let-through current with high-speed activation maximum permissible</b>	10 kA
<b>operating voltage</b>	
• at AC rated value minimum	24 V
• at AC rated value maximum	240 V
• at DC rated value	120 V
• at DC rated value minimum	24 V
• at DC rated value maximum	120 V
<b>Protection class</b>	
<b>protection class IP</b>	
• with closed switch with cover or cable lug cover	IP40
• with closed switch without cover or cable lug cover	IP30
• open	IP20
<b>Dissipation</b>	
<b>power loss [W]</b>	
• with conventional rated thermal current without fuse per pole	5 W
• with conventional rated thermal current without fuse per device	5 W
• for rated value of the current at AC in hot operating state per pole	5.7 W
• of the fuse per fuse maximum	9 W
<b>Main circuit</b>	
<b>operational current</b>	
• rated value	125 A
• with capacitive load at 400 V rated value	72 A
• with capacitive load at 500 V rated value	55 A
<b>Auxiliary circuit</b>	
<b>number of CO contacts for auxiliary contacts</b>	0
<b>number of NC contacts for auxiliary contacts</b>	0
<b>number of NO contacts for auxiliary contacts</b>	0
<b>Suitability</b>	
<b>suitability for use main switch</b>	No
<b>suitability for use switch disconnecter</b>	Yes
<b>suitability for use EMERGENCY OFF switch</b>	No
<b>suitability for use safety switch</b>	Yes
<b>suitability for use maintenance/repair switch</b>	Yes
<b>Product details</b>	
<b>product function phase failure monitoring</b>	No
<b>product component</b>	
• undervoltage release	No
• undervoltage release with leading contact	No
<b>product feature sealable</b>	Yes
<b>product extension auxiliary switch</b>	Yes
<b>product extension optional locking capability</b>	Yes
<b>product extension optional phase failure monitoring</b>	No
<b>product extension optional voltage trigger</b>	No
<b>product extension optional overvoltage protection monitoring</b>	No
<b>Product function</b>	
<b>product function overvoltage protection monitoring</b>	No
<b>Short circuit</b>	
<b>conditional short-circuit current (I<sub>q</sub>)</b>	
• at AC at 240 V with high-speed activation rated value	80 kA
• with closed switch at AC at 240 V rated value	120 kA
<b>Connections</b>	
<b>arrangement of electrical connectors for main current circuit</b>	other
<b>connectable conductor cross-section for main contacts</b>	
• solid or stranded minimum	1.5 mm <sup>2</sup>

<ul style="list-style-type: none"> <li>• solid or stranded maximum</li> </ul>	50 mm <sup>2</sup>
<ul style="list-style-type: none"> <li>• finely stranded with core end processing minimum</li> </ul>	1.5 mm <sup>2</sup>
<ul style="list-style-type: none"> <li>• finely stranded with core end processing maximum</li> </ul>	35 mm <sup>2</sup>
<ul style="list-style-type: none"> <li>• stranded minimum</li> </ul>	1.5 mm <sup>2</sup>
<ul style="list-style-type: none"> <li>• stranded maximum</li> </ul>	50 mm <sup>2</sup>
<b>tightening torque with screw-type terminals</b>	
<ul style="list-style-type: none"> <li>• minimum</li> </ul>	3.5 N·m
<ul style="list-style-type: none"> <li>• maximum</li> </ul>	4 N·m
type of connectable conductor cross-sections of the laminated conductors maximum	8 x 8 mm
<b>type of connection technology</b>	Box terminal

#### Mechanical Design

<b>height</b>	141.7 mm
<b>width</b>	38.8 mm
<b>depth</b>	117.9 mm
<b>fastening method</b>	mounting plate
<b>fastening method</b>	
<ul style="list-style-type: none"> <li>• floor mounting</li> </ul>	Yes
<ul style="list-style-type: none"> <li>• rail mounting</li> </ul>	No
<b>mounting position</b>	horizontal/vertical
<b>Net Weight</b>	312 g

#### Environmental conditions

<b>ambient temperature during operation</b>	
<ul style="list-style-type: none"> <li>• minimum</li> </ul>	-25 °C
<ul style="list-style-type: none"> <li>• maximum</li> </ul>	55 °C
<b>ambient temperature during storage</b>	
<ul style="list-style-type: none"> <li>• minimum</li> </ul>	-50 °C
<ul style="list-style-type: none"> <li>• maximum</li> </ul>	80 °C

#### Certificates

<b>reference code according to IEC 81346-2</b>	Q
--	---

#### Approvals Certificates

<b>Environment</b>	<b>General Product Approval</b>	<b>Maritime application</b>
--------------------	---------------------------------	-----------------------------

[Environmental Con-  
firmations](#)



[Environmental Con-  
firmations](#)

[Miscellaneous](#)



#### Further information

##### Information on the packaging

<https://support.industry.siemens.com/cs/ww/en/view/109813875>

##### Information for data generation and storage

<https://support.industry.siemens.com/cs/ww/en/view/109995012>

##### Information- and Downloadcenter (Catalogs, Brochures,...)

<https://www.siemens.com/lowvoltage/catalogs>

##### Industry Mall (Online ordering system)

<https://mall.industry.siemens.com/mall/en/en/Catalog/product?mlfb=3NP1121-1CA24>

##### Service&Support (Manuals, Certificates, Characteristics, FAQs,...)

<https://support.industry.siemens.com/cs/ww/en/ps/3NP1121-1CA24>

##### Image database (product images, 2D dimension drawings, 3D models, device circuit diagrams, ...)

[https://www.automation.siemens.com/bilddb/cax\\_en.aspx?mlfb=3NP1121-1CA24](https://www.automation.siemens.com/bilddb/cax_en.aspx?mlfb=3NP1121-1CA24)

##### CAX-Online-Generator

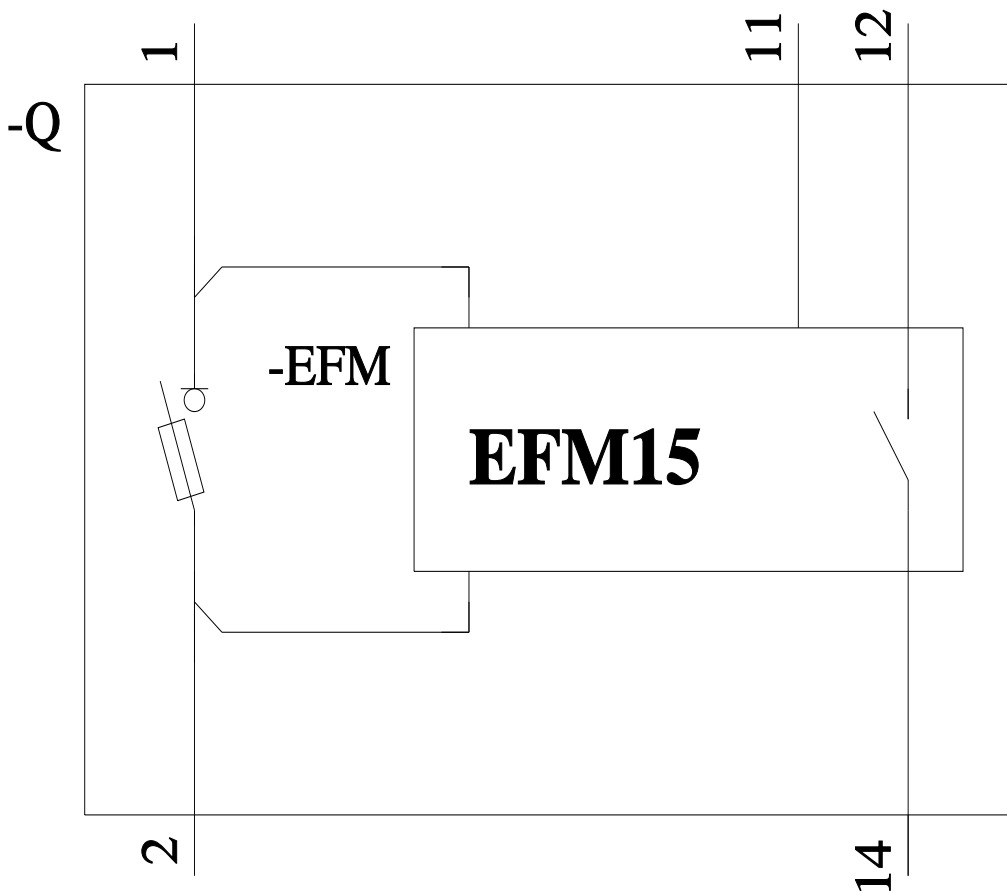
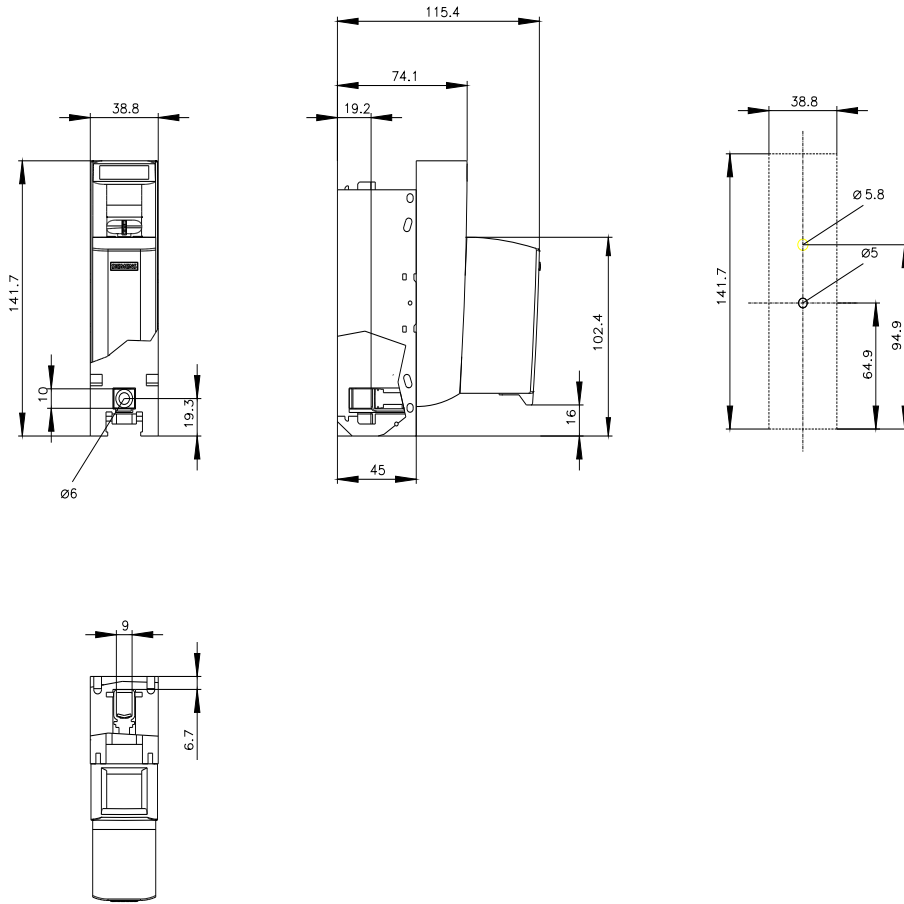
<https://www.siemens.com/cax>

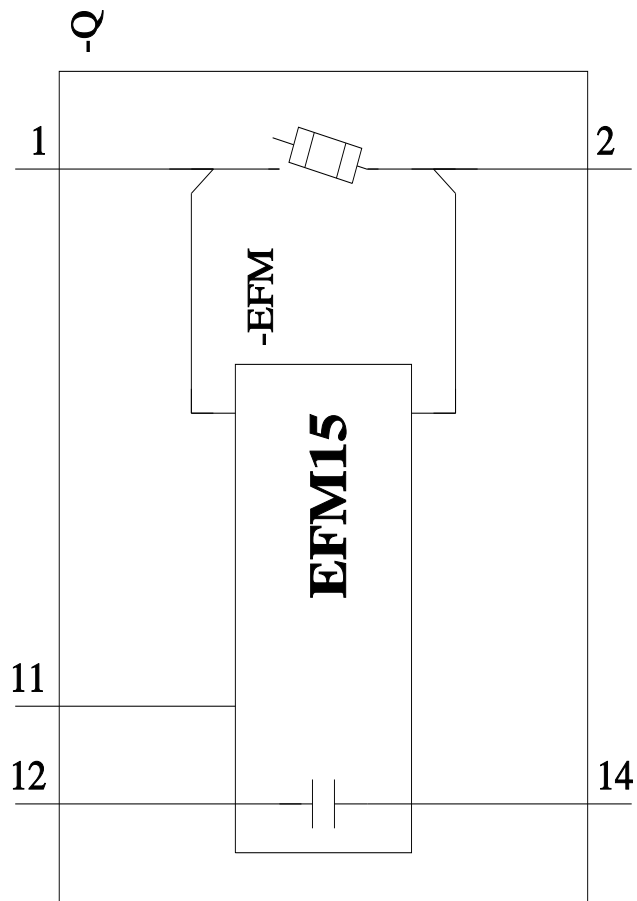
##### Tender specifications

<https://www.siemens.com/specifications>

##### Characteristic curves

[https://curves.simaris.siemens.com/curves/<mmp\\_prod\\_noCOMP="HAUPT"></mmp\\_prod\\_no>](https://curves.simaris.siemens.com/curves/<mmp_prod_noCOMP=)





last modified:

3/29/2026 

