



Position switch in compact design 30 mm wide with connector plug M12 Snap-action contacts 1 NO+1 NC with rounded plunger

product brand name	SIRIUS
product designation	Mechanical position switches
product type designation	3SE5
suitability for use safety switch	Yes
General technical data	
product function positive opening	Yes
insulation voltage rated value	400 V
degree of pollution	3
surge voltage resistance rated value	4 kV
protection class IP	IP67
shock resistance	
• according to IEC 60068-2-27	30 g / 11 ms
vibration resistance according to IEC 60068-2-6	0.35 mm/5 g
mechanical service life (operating cycles) typical	10 000 000
electrical endurance (operating cycles) at AC-15 at 230 V typical	100 000
thermal current	10 A
material of the enclosure of the switch head	metal
reference code according to IEC 81346-2	B
active principle	mechanical
repeat accuracy	0.05 mm
Substance Prohibitance (Date)	07/01/2006
Net Weight	0.094 kg
minimum actuating force in directions of actuation	20 N
length of the sensor	60 mm
width of the sensor	30 mm
Ambient conditions	
ambient temperature	
• during operation	-25 ... +85 °C
• during storage	-25 ... +85 °C
explosion protection category for dust	none
design of the switching contact	mechanical
operating frequency rated value	50 ... 60 Hz
number of NC contacts for auxiliary contacts	1
number of NO contacts for auxiliary contacts	1
operational current at AC-15	
• at 125 V rated value	6 A
• at 230 V rated value	3 A
operational current at DC-13	
• at 125 V rated value	0.55 A

• at 230 V rated value

0.27 A

Enclosure

design of the housing	block
material of the enclosure	metal
coating of the enclosure	painted
design of the housing according to standard	No

Drive Head

design of the actuating element	rounded plunger
shape of the switch head	rounded
design of the switching function	positive opening
circuit principle	snap-action contacts
number of switching contacts safety-related	1
design of plug-in connection	M12 connector, 5-pole: pin 1= terminal BK, pin 2= BK/WH, pin 3= BU, pin 4= BN, pin 5= GN/YE

Installation/ mounting/ dimensions

mounting position	any
fastening method	screw fixing

Connections/ Terminals

type of electrical connection	M12 plug, fixed, 5-pole
design of the interface for safety-related communication	without

Communication/ Protocol

design of the interface	without
-------------------------	---------

Approvals Certificates

General Product Approval	other
--------------------------	-------



other	Environment
-------	-------------

[Confirmation](#)

[Environmental Confirmations](#)

Further information

Information on the packaging

<https://support.industry.siemens.com/cs/ww/en/view/109813875>

Information for data generation and storage

<https://support.industry.siemens.com/cs/ww/en/view/109995012>

Information- and Downloadcenter (Catalogs, Brochures,...)

<https://www.siemens.com/ic10>

Industry Mall (Online ordering system)

<https://mall.industry.siemens.com/mall/en/en/Catalog/product?mlfb=3SE5413-0CC20-1EB1>

Cax online generator

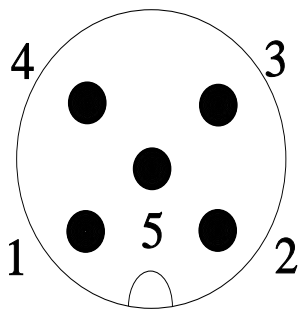
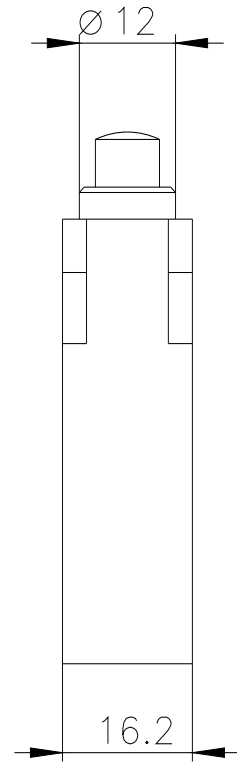
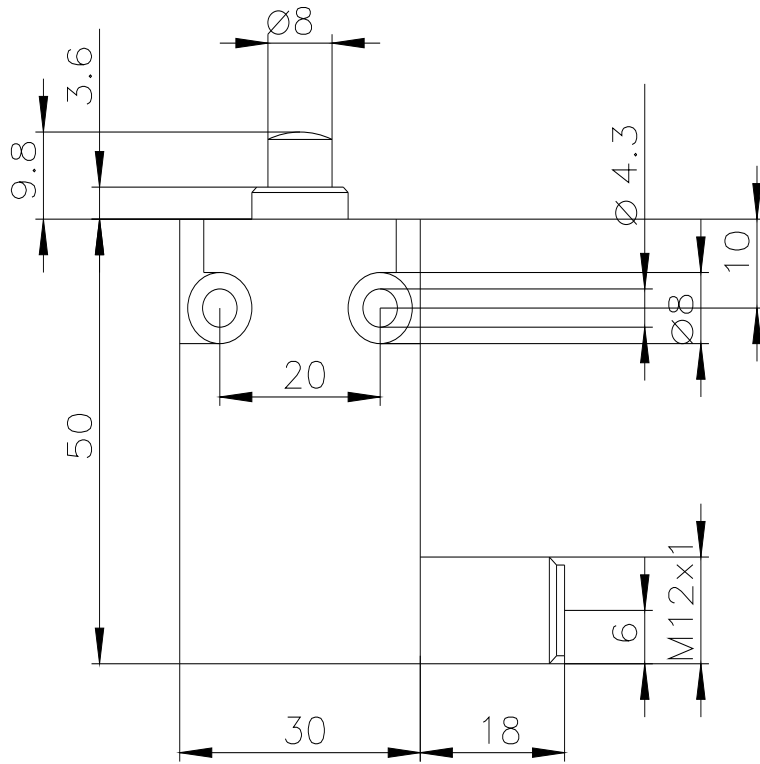
<https://support.automation.siemens.com/WW/CAXorder/default.aspx?lang=en&mlfb=3SE5413-0CC20-1EB1>

Service&Support (Manuals, Certificates, Characteristics, FAQs,...)

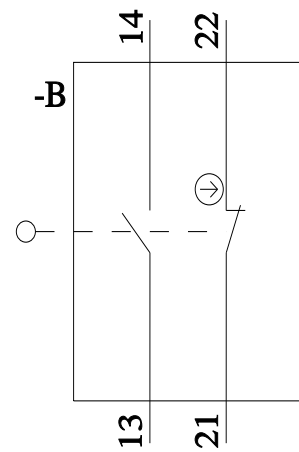
<https://support.industry.siemens.com/cs/ww/en/ps/3SE5413-0CC20-1EB1>

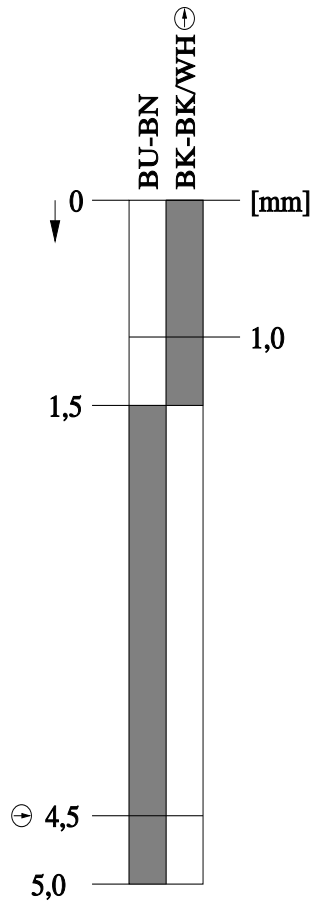
Image database (product images, 2D dimension drawings, 3D models, device circuit diagrams, EPLAN macros, ...)

https://www.automation.siemens.com/bilddb/cax_de.aspx?mlfb=3SE5413-0CC20-1EB1&lang=en



1	→	22
2	→	21
3	→	14
4	→	13
5	→	PE





last modified:

4/4/2026 