

Fișă tehnică produs

Specificatii



Lampa Pilot Completa Verde Ø22Lentile Plane cu Led Integral 400V

XB4BV5B3

Principale

gama de produse	Harmony XB4
Tip produs sau componenta	Lampa pilot
nume scurt al dispozitivului	XB4
material rama	Metal cromat
material inel de fixare	Zamak
tip cap	Standard
diametrul de montaj	22,5 mm
cantitate indivizibila de vanzare	1
forma a capului unitatii de semnalizare	Rotund
capac/operator sau culoare lentila	Verde
informatii suplimentare operator	Cu lentila simpla
sursa de lumina	Universal LED
baza bec	LED integral
alimentare bloc de lumini	Prin transformator 1,2 VA 24 V
culoare sursa de lumina	Verde
[Us] tensiune de alimentare nominala	400 V c.a. la 50 Hz

Suplimentare

CAD latime globala	40 mm
CAD inaltime globala	47 mm
CAD adancime globala	90 mm
greutate produs	0,172 kg
rezistenta la spalare cu presiune inalta	7000000 Pa la 55 °C, distanta : 0.1 m
conexiuni - borne	Borne cu surub, <= 2 x 1.5 mm ² cu pini conformitate cu IEC 60947-1 Borne cu surub, 1 x 0.22...2 x 2.5 mm ² fara terminale de cablu conformitate cu IEC 60947-1
[Ui] tensiune nominala de izolatie	600 V (grad de poluare 3) conformitate cu IEC 60947-1
tip semnalizare	Stabil
durata de utilizare	100000 H la tensiunea nominală și 25 °C
incercare la supratensiuni tranzitorii	1 kV conformitate cu IEC 61000-4-5
prezentare dispozitiv	Produs complet
limitele tensiunii de alimentare	407...423 V c.a.

Mediu

tratament protector	TH
temperatura ambietala pentru depozitare	-40...70 °C
temperatura ambietala de functionare	-40...55 °C
clasa de protectie la electrocutare	Clasa I conforming to IEC 60536
grad de protectie IP	IP66 conformitate cu SR EN 60529 IP67 IP69 IP69K
Enclosure Type	UL type 4X/13
grad de protectie IK	IK06 conformitate cu IEC 50102
standarde	IEC 60947-1 CSA C22.2 No 15 JIS C8201-5-1 SR EN 60947-5-1 IEC 60947-5-5 UL 60947-1 SR EN 60947-5-4 JIS C8201-1
certificari produs	CSA listat de UL
rezistenta la vibratii	2 gn (f= 12...500 Hz) conforming to IEC 60068-2-6
rezistenta la socuri	15 gn (durata = 11 ms) pentru half sine wave acceleration conformitate cu IEC 60068-2-27
rezistenta la tranzienti rapizi	2 kV conformitate cu IEC 61000-4-4
rezistenta la campuri electromagnetice	10 V/m conformitate cu IEC 61000-4-3
rezistenta la descarcari electrostatice	6 kV pe contact (pe părțile metalice) conformitate cu IEC 61000-4-2 8 kV în aer liber (în părțile izolate) conformitate cu IEC 61000-4-2
emisie electromagnetica	Clasa B conformitate cu IEC 55011

Unitati de ambalare

Unitate de masura pentru prima forma de impachetare	PCE
Număr de produse în pachet	1
Inaltime prima forma de impachetare	3,400 cm
Latime prima forma de impachetare	5,400 cm
Lungime prima forma de impachetare	12,800 cm
Greutate colet(Lbs)	172,000 g
Unitate de masura pentru a doua forma de impachetare	S02
Numar unitati in a doua forma de impachetare	20
Inaltime a doua forma de impachetare	15,000 cm
Latime a doua forma de impachetare	30,000 cm
Lungime a doua forma de impachetare	40,000 cm
Greutate a doua forma de impachetare	3,779 kg

Garanție contractuală

Garantie (in luni)	18
--------------------	----

Schneider Electric isi propune sa atinga nivelul Net Zero pana in 2050 prin parteneriate la nivelul lantului de aprovizionare, materiale cu impact mai redus si circularitate, prin campania „Use Better, Use Longer, Use Again” pentru a extinde durata de viata a produselor si reciclabilitatea.

[Environmental Data explicate >](#)

[Cum evaluam sustenabilitatea produselor >](#)

Amprenta de mediu

Amprenta de carbon totala pe durata de viata	13 kg CO2 eq.
Amprenta de carbon a fazei de fabricație [A1–A3]	0.6 kg CO2 eq.
Amprenta de carbon a fazei de distribuție [A4]	0 kg CO2 eq.
Amprenta de carbon a fazei de instalare [A5]	0 kg CO2 eq.
Amprenta de carbon a fazei de utilizare [B2, B3, B4, B6]	13 kg CO2 eq.
Amprenta de carbon a fazei de sfârșit de viață [C1–C4]	0.2 kg CO2 eq.

Use Better

Materiale si ambalare

Procentul mediu de continut de plastic reciclat	36 %
Procentul mediu de continut de metal reciclat	17 %
Pachet cu carton reciclabil	Da
Ambalaj fara plastic	Da
Numar SCIP	3d14fd98-3859-4733-a5ee-a3016769973c
Directiva RoHS a UE	Conform Prin Scutire
Regulamentul REACH	Referinta contine SVHC peste prag


Use Longer

Prelungire durata de viata

Reparare	Nu
Index reparare produs	A

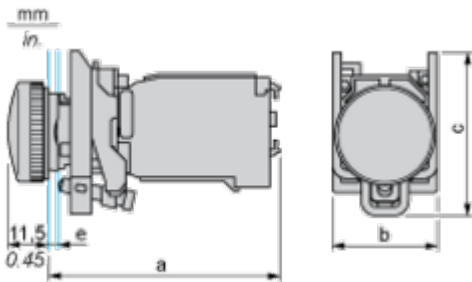
Use Again

Reambalare si refabricare

Profil circularitate	Informatii privind sfarsitul duratei de viata
Preluare la sfarsitul duratei de viata	Da
Eticheta WEEE	 În Uniunea Europeana, produsele trebuie reciclate respectand sistemul specific de colectare a deseurilor si nu trebuie sa ajunga in pubelele de colectare a deseurilor menajere.

Dimensions Drawings

Dimensions



e : clamping thickness: 1 to 6 mm / 0.04 to 0.24 in.

a in mm	a in in.	b in mm	b in in.	c in mm	c in in.
89.6	3.53	40	1.57	46.5	1.83

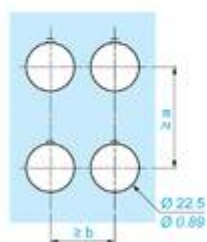
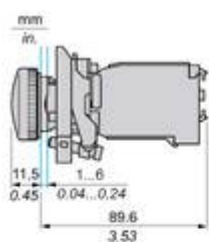
Mounting and Clearance

Panel Cut-out for Pushbuttons, Switches and Pilot Lights (Finished Holes, Ready for Installation)

Connection by Screw Clamp Terminals or Plug-in Connectors or on Printed Circuit Board	Connection by Faston Connectors
	
<p>(1) Diameter on finished panel or support (2) 40 mm min. / 1.57 in. min. (3) 30 mm min. / 1.18 in. min. (4) $\varnothing 22.5 \text{ mm} / 0.89 \text{ in. recommended } (\varnothing 22.3 \text{ mm }_0^{+0.4} / 0.88 \text{ in. }_0^{+0.016})$ (5) 45 mm min. / 1.78 in. min. (6) 32 mm min. / 1.26 in. min.</p>	

Technical Illustration

Dimensions



		a (mm)	a (in.)	b (mm)	b (in.)
		40	1.57	30	1.18
ZBE.....	ZBV.....				
		45	1.77	32	1.26
ZBE.....3	ZBV.....3				
		40	1.57	30	1.18
ZBE.....4	ZBV.....4				
		50	1.97	30	1.18
ZBE.....5	ZBV.....5				
		40	1.57	30	1.18
ZBE.....9	ZBV.....9				
		40	1.57	30	1.18
ZBRT..	ZBRV1				

Offer Marketing Illustration

Product benefits / Features

Features
Harmony XB4/XB5 Illuminated functions

The infographic features four key benefits, each with a circular icon and a corresponding image of the product:

- NEW universal LED Block for all colors:** Represented by a square icon with a smaller square inside. The image shows a green illuminated button with a black LED block being inserted into its back.
- Simple stock management:** Represented by an icon of a person with a checkmark. The image shows a black XB4/XB5 illuminated button with a red LED block.
- Improved installation time and easy selection:** Represented by a circular arrow icon. The image shows a yellow illuminated button with a black LED block being inserted into its back.
- Improved color intensity and brightness:** Represented by a sun icon. The image shows a black XB4/XB5 illuminated button with a red LED block.

Offer Marketing Illustration

Product benefits / Features

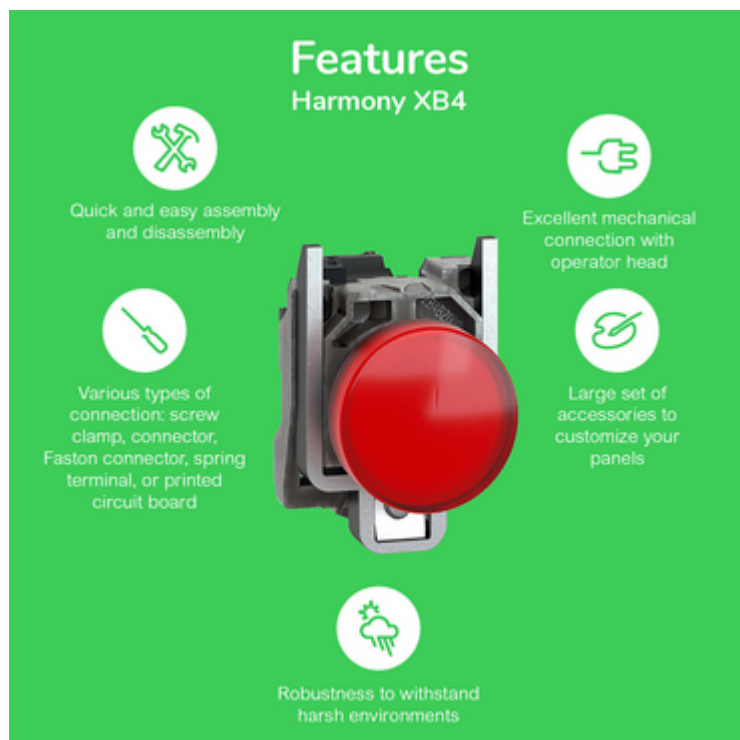
Technical Benefits

Harmony XB4



Offer Marketing Illustration

Product benefits / Features



The infographic features a central image of a red XB4 circuit breaker against a green background. Surrounding the central image are five circular icons, each with a corresponding text description of a product feature.

Features Harmony XB4

- Quick and easy assembly and disassembly** (Icon: crossed wrench and screwdriver)
- Excellent mechanical connection with operator head** (Icon: hand holding a lever)
- Various types of connection: screw clamp, connector, Faston connector, spring terminal, or printed circuit board** (Icon: screwdriver)
- Large set of accessories to customize your panels** (Icon: screwdriver and screw)
- Robustness to withstand harsh environments** (Icon: lightning bolt and rain cloud)

Image of product / Alternate images

Alternative

