



accessories for position switch 3SE51/52, M12 plug 5-pole, for M20 x 1.5, Pin1=brown cable, Pin2= white cable, Pin3= yellow-green cable, Pin4= black cable, Pin5= gray cable, suitable for wiring of sensors for connection to all SIMATIC ET 200 compact block I/O modules

General technical data					
product brand name	SIRIUS				
operational current at 40 °C rated value	4 A				
operating voltage rated value	60 V				
number of poles	5				
insulation resistance	100 MΩ				
ambient temperature during operation	-40 ... +85 °C				
connector coding of the M12 circular connector	A - Standard				
type of electrical connection	connector M12				
color coding of the core	pin 1 = BN, pin 2 = WH, pin 3 = GN/YE, pin 4 = BK, pin 5 = GY				
overvoltage category	2				
degree of pollution	3				
protection class IP	IP67				
material					
<ul style="list-style-type: none"> • of the contact • of contact coating • of contact main body 	<p>CuSn</p> <p>Au</p> <p>PA</p>				
Certificates/ approvals					
General Product Approval	<table border="1"> <thead> <tr> <th>other</th> <th>Environment</th> </tr> </thead> <tbody> <tr> <td></td> <td></td> </tr> </tbody> </table>	other	Environment		
other	Environment				



[Confirmation](#)

[Environmental Conformations](#)

Further information

Information on the packaging

<https://support.industry.siemens.com/cs/ww/en/view/109813875>

Information for data generation and storage

<https://support.industry.siemens.com/cs/ww/en/view/109995012>

Information- and Downloadcenter (Catalogs, Brochures,...)

<https://www.siemens.com/ic10>

Industry Mall (Online ordering system)

<https://mall.industry.siemens.com/mall/en/en/Catalog/product?mlfb=3SX5100-1SS51>

Cax online generator

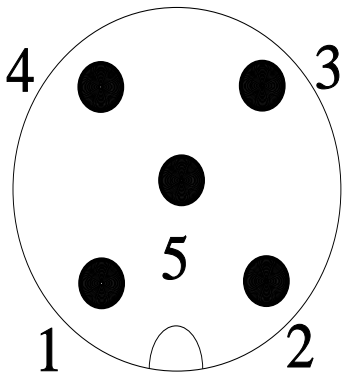
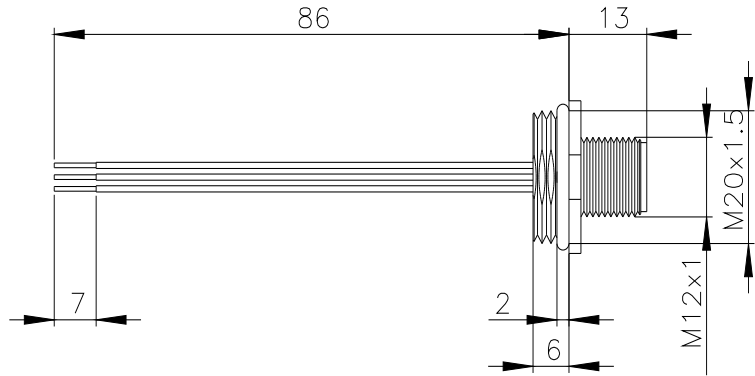
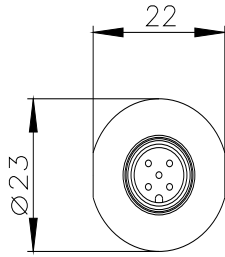
<https://support.automation.siemens.com/WW/CAXorder/default.aspx?lang=en&mlfb=3SX5100-1SS51>

Service&Support (Manuals, Certificates, Characteristics, FAQs,...)

<https://support.industry.siemens.com/cs/ww/en/ps/3SX5100-1SS51>

Image database (product images, 2D dimension drawings, 3D models, device circuit diagrams, EPLAN macros, ...)

https://www.automation.siemens.com/bilddb/cax_de.aspx?mlfb=3SX5100-1SS51&lang=en



1	BN = Brown
2	WH = White
3	GN/YE = Green/Yellow
4	BK = Black
5	GY = Grey

