

Fișă tehnică produs

Specificatii



Bloc Luminos Alb cu Corp/Guler de Prindere, Integral Led 230, 240V

ZB5AVM1

Principale

gama de produse	Harmony XB5
Tip produs sau componenta	Ansamblu corp complet/bloc de lumini
nume scurt al dispozitivului	ZB5
material inel de fixare	Plastic
cantitate indivizibila de vanzare	1
conexiuni - borne	Borne cu surub, $\leq 2 \times 1.5 \text{ mm}^2$ cu pini conformitate cu IEC 60947-1 Borne cu surub, $\geq 1 \times 0.22 \text{ mm}^2$ fara terminale de cablu conformitate cu IEC 60947-1
sursa de lumina	Universal LED
baza bec	LED integral
culoare sursa de lumina	Alb

Suplimentare

CAD latime globala	30 mm
CAD inaltime globala	42 mm
CAD adancime globala	32 mm
descriere borne ISO nr. 1	(X1-X2)PL
greutate produs	0,022 kg
cuplu de strangere	0,8...1,2 N.m conformitate cu IEC 60947-1
forma a capului surubului	Cruce compatibil cu Philips nr. 1 surubelnita Cruce compatibil cu pozidriv No 1 surubelnita Perforat compatibil cu plat $\varnothing 4 \text{ mm}$ surubelnita Perforat compatibil cu plat $\varnothing 5.5 \text{ mm}$ surubelnita
[Ui] tensiune nominala de izolatie	600 V (grad de poluare 3) conformitate cu IEC 60947-1
[Uimp] tensiune de tinere la impuls	6 kV conformitate cu IEC 60947-1
tip semnalizare	Stabil
[Us] tensiune de alimentare nominala	230...240 V c.a. la 50/60 Hz
limitele tensiunii de alimentare	195...264 V c.a.
consum de curent	14 mA
durata de utilizare	100000 H la tensiunea nominală și 25 °C
incercare la supratensiuni tranzitorii	1 kV conformitate cu IEC 61000-4-5
prezentare dispozitiv	Basic sub-assemblies

Mediu

tratament protector	TH
temperatura ambietala pentru depozitare	-40...70 °C
temperatura ambientală de functionare	-40...70 °C
clasa de protectie la electrocutare	Clasa II conforming to IEC 60536
standarde	JIS C8201-5-1 IEC 60947-1 CSA C22.2 No 15 SR EN 60947-5-4 SR EN 60947-5-1 UL 60947-1 JIS C8201-1
certificari produs	CSA DNV BV LROS (Lloyds register of shipping) listat de UL
rezistenta la vibratii	5 gn (f= 2...500 Hz) conforming to IEC 60068-2-6
rezistenta la socuri	30 gn (durata = 18 ms) pentru half sine wave acceleration conformitate cu IEC 60068-2-27 50 gn (durata = 11 ms) pentru half sine wave acceleration conformitate cu IEC 60068-2-27
rezistenta la tranzienti rapizi	2 kV conformitate cu IEC 61000-4-4
rezistenta la campuri electromagnetice	10 V/m conformitate cu IEC 61000-4-3
rezistenta la descarcari electrostatice	6 kV pe contact (pe părțile metalice) conformitate cu IEC 61000-2-6 8 kV în aer liber (în părțile izolate) conformitate cu IEC 61000-2-6
emisie electromagnetica	Clasa B conformitate cu IEC 55011

Unitati de ambalare

Unitate de masura pentru prima forma de impachetare	PCE
Număr de produse în pachet	1
Inaltime prima forma de impachetare	5,600 cm
Latime prima forma de impachetare	3,400 cm
Lungime prima forma de impachetare	5,400 cm
Greutate colet(Lbs)	21,000 g
Unitate de masura pentru a doua forma de impachetare	S03
Numar unitati in a doua forma de impachetare	200
Inaltime a doua forma de impachetare	30,000 cm
Latime a doua forma de impachetare	30,000 cm
Lungime a doua forma de impachetare	40,000 cm
Greutate a doua forma de impachetare	4,540 kg
Unitate de masura pentru a treia forma de impachetare	P06
Numar unitati in a treia forma de impachetare	1600
Inaltime a treia forma de impachetare	75,000 cm
Latime a treia forma de impachetare	60,000 cm
Lungime a treia forma de impachetare	80,000 cm

Greutate a treia forma de impachetare	49,964 kg
--	-----------

Garanție contractuală

Garantie (in luni)	18
--------------------	----

Schneider Electric isi propune sa atinga nivelul Net Zero pana in 2050 prin parteneriate la nivelul lantului de aprovizionare, materiale cu impact mai redus si circularitate, prin campania „Use Better, Use Longer, Use Again” pentru a extinde durata de viata a produselor si reciclabilitatea.

[Environmental Data explicate >](#)

[Cum evaluam sustenabilitatea produselor >](#)

Amprenta de mediu

Amprenta de carbon totala pe durata de viata	137 kg CO2 eq.
Amprenta de carbon a fazei de fabricație [A1–A3]	0.2 kg CO2 eq.
Amprenta de carbon a fazei de distribuție [A4]	0 kg CO2 eq.
Amprenta de carbon a fazei de instalare [A5]	0 kg CO2 eq.
Amprenta de carbon a fazei de utilizare [B2, B3, B4, B6]	136 kg CO2 eq.
Amprenta de carbon a fazei de sfârșit de viață [C1–C4]	0 kg CO2 eq.

Use Better

Materiale si ambalare

Procentul mediu de continut de plastic reciclat	16 %
Pachet cu carton reciclabil	Da
Ambalaj fara plastic	Da
Numar SCIP	E148b25a-d37b-4237-bc1f-74823046728d
Directiva RoHS a UE	Conform Prin Scutire
Regulamentul REACH	Referința conține SVHC peste prag

Use Longer

Prelungire durata de viata

Reparare	Nu
----------	----

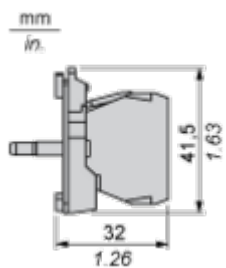
Use Again

Reambalare si refabricare

Potentialul de reciclabilitate, in %	22
Profil circularitate	Informatii privind sfarsitul duratei de viata
Preluare la sfarsitul duratei de viata	Da
Eticheta WEEE	 În Uniunea Europeana, produsele trebuie reciclate respectand sistemul specific de colectare a deseurilor si nu trebuie sa ajunga in pubelele de colectare a deseurilor menajere.

Dimensions Drawings

Dimensions



Mounting and Clearance

Panel Cut-out for Pushbuttons, Switches and Pilot Lights (Finished Holes, Ready for Installation)

Connection by Screw Clamp Terminals or Plug-in Connectors or on Printed Circuit Board



- (1) Diameter on finished panel or support
- (2) For selector switches and Emergency stop buttons, use of an anti-rotation plate type ZB5AZ902 is recommended.
- (3) Ø22.5 mm recommended ($\text{Ø}22.3 \text{ }_0^{+0.4}$) / Ø0.89 in. recommended ($\text{Ø}0.88 \text{ in. }_0^{+0.016}$)

Connections	a in mm	a in in.	b in mm	b in in.
By screw clamp terminals or plug-in connector	40	1.57	30	1.18
By Faston connectors	45	1.77	32	1.26
On printed circuit board	30	1.18	30	1.18

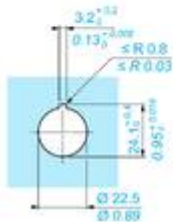
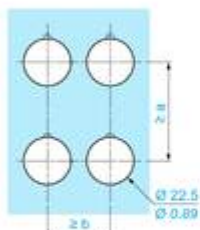
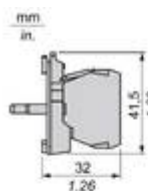
Detail of Lug Recess



- (1) Diameter on finished panel or support
- (2) For selector switches and Emergency stop buttons, use of an anti-rotation plate type ZB5AZ902 is recommended.
- (3) Ø22.5 mm recommended ($\text{Ø}22.3 \text{ }_0^{+0.4}$) / Ø0.89 in. recommended ($\text{Ø}0.88 \text{ in. }_0^{+0.016}$)

Technical Illustration

Dimensions



		a (mm)	a (in.)	b (mm)	b (in.)
		40	1.57	30	1.18
ZBE.....	ZBV.....				
		40	1.57	30	1.18
ZBE.....4	ZBV.....4				
		45	1.77	32	1.26
ZBE.....3	ZBV.....3				
		30	1.18	30	1.18
ZBE70.....	ZBV...7				
		40	1.57	30	1.18
ZBE.....9	ZBV.....9				
		50	1.97	30	1.18
ZBE.....5	ZBV.....5				
		40	1.57	30	1.18
ZBRT...	ZBRV1				

Offer Marketing Illustration

Product benefits / Features

The graphic features a green background with the title "Features" and subtitle "Harmony XB4/XB5 Illuminated functions". It contains four feature descriptions, each with an icon and a corresponding image of a switch component:

- NEW universal LED Block for all colors:** Represented by a square icon with a smaller square inside. The image shows a green switch with a black LED block.
- Simple stock management:** Represented by an icon of a person with a checkmark. The image shows a black switch with a red LED block.
- Improved installation time and easy selection:** Represented by a circular arrow icon. The image shows a yellow switch with a black LED block.
- Improved color intensity and brightness:** Represented by a sun icon. The image shows a black switch with a red LED block.

Offer Marketing Illustration

Product benefits / Features



Features Harmony XB5

-  Quick and easy assembly and disassembly
-  Excellent mechanical connection with operator head
-  Various types of connection: screw clamp, connector, Faston connector, spring terminal, or printed circuit board
-  Large set of accessories to customize your panels
-  Robustness to withstand harsh environments

Offer Marketing Illustration

Product benefits / Features

Technical Benefits

Harmony XB5

Conformity with IEC, UL, CSA, CCC EAC, and JIS standards, as well as CE marking and marine approvals

Up to IP66, 67, 69, 69K, and type 4X protection ratings

High vibration resistance with shake-proof terminal screws



Operating temperature from -40°C to 70°C

Shock protection level up to IK06

Secure switching of inductive or heavy DC loads directly – 100 000 operations at 10A, 24V dc

Image of product / Alternate images

Alternative





