

Fișă tehnică produs

Specificatii



Bloc Luminos Alb cu Inel pentru Corp/de Fixare, Led Integral 24 V

ZB4BVB1

Principale

gama de produse	Harmony XB4
Tip produs sau componenta	Ansamblu corp complet/bloc de lumini
nume scurt al dispozitivului	ZB4
material inel de fixare	Zamak
cantitate indivizibila de vanzare	1
conexiuni - borne	Borne cu surub, $\leq 2 \times 1.5 \text{ mm}^2$ cu pini Borne cu surub, $\geq 1 \times 0.22 \text{ mm}^2$ fara terminale de cablu
sursa de lumina	Universal LED
baza bec	LED integral
culoare sursa de lumina	Alb
[Us] tensiune de alimentare nominala	24 V c.a./c.c. la 50/60 Hz

Suplimentare

CAD latime globala	30 mm
CAD inaltime globala	47 mm
CAD adancime globala	37 mm
descriere borne ISO nr. 1	(X1-X2)PL
greutate produs	0,054 kg
cuplu de strangere	0,8...1,2 N.m conformitate cu IEC 60947-1
forma a capului surubului	Cruce compatibil cu Philips nr. 1 surubelnita Cruce compatibil cu pozidriv No 1 surubelnita Perforat compatibil cu plat $\varnothing 4 \text{ mm}$ surubelnita Perforat compatibil cu plat $\varnothing 5.5 \text{ mm}$ surubelnita
[Ui] tensiune nominala de izolatie	600 V (grad de poluare 3) conformitate cu IEC 60947-1
[Uimp] tensiune de tinere la impuls	6 kV conformitate cu IEC 60947-1
tip semnalizare	Stabil
limitele tensiunii de alimentare	19,2...30 V c.c. 21,6...26,4 V c.a.
consum de curent	18 mA
durata de utilizare	100000 H la tensiunea nominală și 25 °C
incercare la supratensiuni tranzitorii	1 kV conformitate cu IEC 61000-4-5
prezentare dispozitiv	Basic sub-assemblies

Mediu

tratament protector	TH
temperatura ambietala pentru depozitare	-40...70 °C
temperatura ambientală de functionare	-40...70 °C
clasa de protectie la electrocutare	Clasa I conforming to IEC 60536
standarde	IEC 60947-1 JIS C8201-5-1 SR EN 60947-5-1 UL 60947-1 CSA C22.2 No 15 IEC 60947-5-5 SR EN 60947-5-4 JIS C8201-1
certificari produs	DNV listat de UL LROS (Lloyds register of shipping) BV CSA
rezistenta la vibratii	5 gn (f= 2...500 Hz) conforming to IEC 60068-2-6
rezistenta la socuri	30 gn (durata = 18 ms) pentru half sine wave acceleration conformitate cu IEC 60068-2-27 50 gn (durata = 11 ms) pentru half sine wave acceleration conformitate cu IEC 60068-2-27
rezistenta la tranzienti rapizi	2 kV conformitate cu IEC 61000-4-4
rezistenta la campuri electromagnetice	10 V/m conformitate cu IEC 61000-4-3
rezistenta la descarcari electrostatice	6 kV pe contact (pe părțile metalice) conformitate cu IEC 61000-2-6 8 kV în aer liber (în părțile izolate) conformitate cu IEC 61000-2-6
emisie electromagnetica	Clasa B conformitate cu IEC 55011

Unitati de ambalare

Unitate de masura pentru prima forma de impachetare	PCE
Număr de produse în pachet	1
Inaltime prima forma de impachetare	5,600 cm
Latime prima forma de impachetare	3,400 cm
Lungime prima forma de impachetare	5,400 cm
Greutate colet(Lbs)	52,000 g
Unitate de masura pentru a doua forma de impachetare	S03
Numar unitati in a doua forma de impachetare	200
Inaltime a doua forma de impachetare	30,000 cm
Latime a doua forma de impachetare	30,000 cm
Lungime a doua forma de impachetare	40,000 cm
Greutate a doua forma de impachetare	10,837 kg
Unitate de masura pentru a treia forma de impachetare	P06
Numar unitati in a treia forma de impachetare	1600
Inaltime a treia forma de impachetare	75,000 cm
Latime a treia forma de impachetare	60,000 cm

Lungime a treia forma de impachetare	80,000 cm
---	-----------

Greutate a treia forma de impachetare	100,084 kg
--	------------

Garanție contractuală

Garantie (in luni)	18
--------------------	----

Schneider Electric isi propune sa atinga nivelul Net Zero pana in 2050 prin parteneriate la nivelul lantului de aprovizionare, materiale cu impact mai redus si circularitate, prin campania „Use Better, Use Longer, Use Again” pentru a extinde durata de viata a produselor si reciclabilitatea.

[Environmental Data explicate >](#)

[Cum evaluam sustenabilitatea produselor >](#)

Amprenta de mediu

Amprenta de carbon totala pe durata de viata	6 kg CO2 eq.
Amprenta de carbon a fazei de fabricație [A1–A3]	0.4 kg CO2 eq.
Amprenta de carbon a fazei de distribuție [A4]	0 kg CO2 eq.
Amprenta de carbon a fazei de instalare [A5]	0 kg CO2 eq.
Amprenta de carbon a fazei de utilizare [B2, B3, B4, B6]	5 kg CO2 eq.
Amprenta de carbon a fazei de sfârșit de viață [C1–C4]	0.1 kg CO2 eq.

Use Better

Materiale si ambalare

Procentul mediu de continut de plastic reciclat	44 %
Procentul mediu de continut de metal reciclat	20 %
Pachet cu carton reciclabil	Da
Ambalaj fara plastic	Da
Numar SCIP	E148b25a-d37b-4237-bc1f-74823046728d
Directiva RoHS a UE	Conform Prin Scutire
Regulamentul REACH	Referința conține SVHC peste prag

Use Longer

Prelungire durata de viata

Reparare	Nu
----------	----

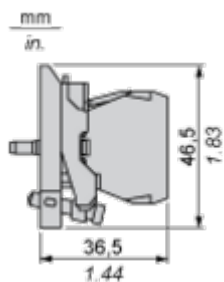
Use Again

Reambalare si refabricare

Profil circularitate	Informatii privind sfarsitul duratei de viata
Preluare la sfarsitul duratei de viata	Da
Eticheta WEEE	 În Uniunea Europeana, produsele trebuie reciclate respectand sistemul specific de colectare a deseurilor si nu trebuie sa ajunga in pubelele de colectare a deseurilor menajere.

Dimensions Drawings

Dimensions



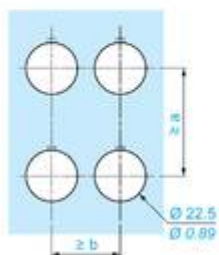
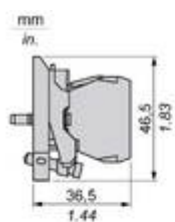
Mounting and Clearance

Panel Cut-out for Pushbuttons, Switches and Pilot Lights (Finished Holes, Ready for Installation)

Connection by Screw Clamp Terminals or Plug-in Connectors or on Printed Circuit Board	Connection by Faston Connectors
	
<p>(1) Diameter on finished panel or support (2) 40 mm min. / 1.57 in. min. (3) 30 mm min. / 1.18 in. min. (4) $\varnothing 22.5 \text{ mm} / 0.89 \text{ in. recommended } (\varnothing 22.3 \text{ mm }_0^{+0.4} / 0.88 \text{ in. }_0^{+0.016})$ (5) 45 mm min. / 1.78 in. min. (6) 32 mm min. / 1.26 in. min.</p>	

Technical Illustration

Dimensions



		a (mm)	a (in.)	b (mm)	b (in.)
		40	1.57	30	1.18
ZBE.....	ZBV.....				
		45	1.77	32	1.26
ZBE.....3	ZBV.....3				
		40	1.57	30	1.18
ZBE.....4	ZBV.....4				
		50	1.97	30	1.18
ZBE.....5	ZBV.....5				
		40	1.57	30	1.18
ZBE.....9	ZBV.....9				
		40	1.57	30	1.18
ZBRT•	ZBRV1				

Offer Marketing Illustration

Product benefits / Features

The graphic features a green background with the title "Features" and subtitle "Harmony XB4/XB5 Illuminated functions". It contains four feature descriptions, each with an icon and a corresponding image of the product:

- NEW universal LED Block for all colors:** Represented by a square icon with a smaller square inside. The image shows a green illuminated button with a black LED block.
- Simple stock management:** Represented by an icon of a person with a checkmark. The image shows a red illuminated button and a black LED block.
- Improved installation time and easy selection:** Represented by a circular arrow icon. The image shows a yellow illuminated button.
- Improved color intensity and brightness:** Represented by a sun icon. The image shows a black LED block.

Offer Marketing Illustration

Product benefits / Features

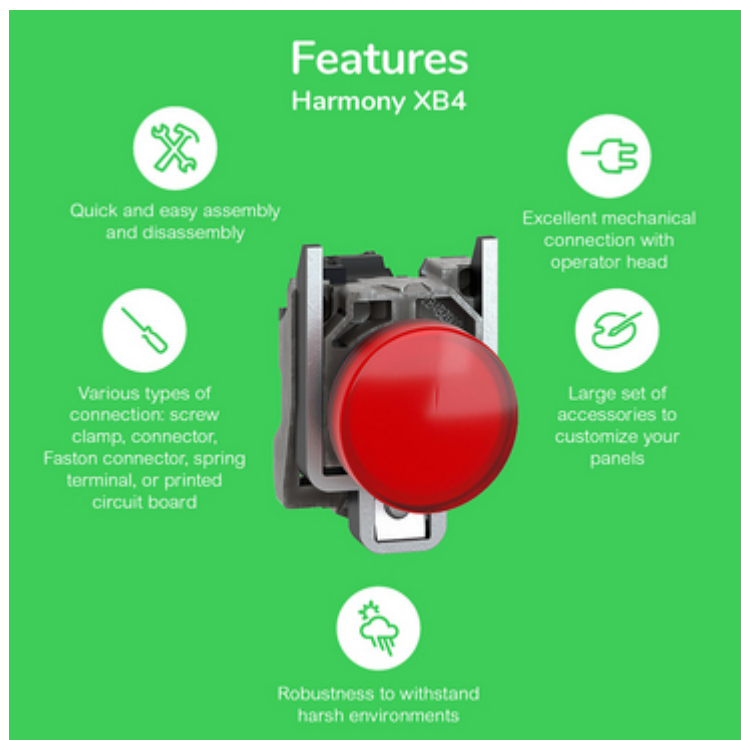
Technical Benefits

Harmony XB4



Offer Marketing Illustration

Product benefits / Features



The infographic features a central image of a red Schneider XB4 terminal block against a green background. Five circular icons are arranged around the central image, each with a corresponding text description. The icons include crossed wrench and screwdriver, a hand holding a screwdriver, a screwdriver, a hand holding a screwdriver, and a lightning bolt with a cloud.

Features Harmony XB4

- Quick and easy assembly and disassembly**
- Excellent mechanical connection with operator head**
- Various types of connection: screw clamp, connector, Faston connector, spring terminal, or printed circuit board**
- Large set of accessories to customize your panels**
- Robustness to withstand harsh environments**

Image of product / Alternate images

Alternative

