

Fișă tehnică produs

Specificatii



Cap Rotund pentru Buton Ø 22, Revenire cu Arc, Verde, Incastrat, Start

ZB5AA333

Principale

gama de produse	Harmony XB5
Tip produs sau componenta	Cap pentru buton neiluminat
nume scurt al dispozitivului	ZB5
material rama	Plastic gri inchis
diametrul de montaj	22 mm
tip cap	Standard
cantitate indivizibila de vanzare	1
forma a capului unitatii de semnalizare	Rotund
tip de operator	revenire cu arc
profil utilizator	Verde Incastrat, START (alb)

Suplimentare

CAD latime globala	29 mm
CAD inaltime globala	29 mm
CAD adancime globala	28 mm
greutate produs	0,018 kg
durabilitate mecanica	10000000 cic
numele statiei	XALD 1...5 predecupări XALK 2...5 predecupări
cod compozitie electrica	C1 pentru <9 contacte utilizand monofilar bloc in montajin fata C2 pentru <9 contacte utilizand single and double bloc in montajin fata C11 pentru <3 contacte utilizand monofilar bloc in montajin fata C15 pentru <1 contacte utilizand monofilar bloc in montajin fata SF1 pentru <3 contacte utilizand monofilar bloc in montajin fata SR1 pentru <3 contacte utilizand monofilar bloc in montaj spate
prezentare dispozitiv	Element de baza

Mediu

tratament protector	TH
temperatura ambietala pentru depozitare	-40...70 °C
temperatura ambientala de functionare	-40...70 °C
categorie de supratensiune	Clasa II conforming to IEC 60536
grad de protectie IP	IP66 conformitate cu SR EN 60529 IP67 IP69 IP69K

Enclosure Type	UL type 4X/13
rezistenta la spalare cu presiune inalta	7000000 Pa la 55 °C, distanta : 0.1 m
grad de protectie IK	IK03 conformitate cu IEC 50102
Standarde	IEC 60947-1 SR EN 60947-5-4 UL 60947-1 JIS C8201-5-1 CSA C22.2 No 15 SR EN 60947-5-1 JIS C8201-1
certificari produs	DNV CSA BV LROS (Lloyds register of shipping) listat de UL
rezistenta la socuri	30 gn (durata = 18 ms) pentru half sine wave acceleration conformitate cu IEC 60068-2-27 50 gn (durata = 11 ms) pentru half sine wave acceleration conformitate cu IEC 60068-2-27
rezistenta la vibratii	5 gn (f= 2...500 Hz) conforming to IEC 60068-2-6

Unitati de ambalare

Unitate de masura pentru prima forma de impachetare	PCE
Număr de produse în pachet	1
Inaltime prima forma de impachetare	3,600 cm
Latime prima forma de impachetare	4,700 cm
Lungime prima forma de impachetare	5,500 cm
Greutate colet(Lbs)	17,000 g
Unitate de masura pentru a doua forma de impachetare	BB1
Numar unitati in a doua forma de impachetare	5
Inaltime a doua forma de impachetare	4,500 cm
Latime a doua forma de impachetare	3,400 cm
Lungime a doua forma de impachetare	26,500 cm
Greutate a doua forma de impachetare	85,000 g
Unitate de masura pentru a treia forma de impachetare	S03
Numar unitati in a treia forma de impachetare	150
Inaltime a treia forma de impachetare	30,000 cm
Latime a treia forma de impachetare	30,000 cm
Lungime a treia forma de impachetare	40,000 cm
Greutate a treia forma de impachetare	3,000 kg

Garanție contractuală

Garantie (in luni)	18
---------------------------	----

Schneider Electric își propune să atingă nivelul Net Zero până în 2050 prin parteneriate la nivelul lanțului de aprovizionare, materiale cu impact mai redus și circularitate, prin campania „Use Better, Use Longer, Use Again” pentru a extinde durata de viață a produselor și reciclabilitatea.

[Environmental Data explicate >](#)

[Cum evaluăm sustenabilitatea produselor >](#)

Amprenta de mediu

Amprenta de carbon totală pe durata de viață	0.2 kg CO2 eq.
Amprenta de carbon a fazei de fabricație [A1–A3]	0.1 kg CO2 eq.
Amprenta de carbon a fazei de distribuție [A4]	0 kg CO2 eq.
Amprenta de carbon a fazei de instalare [A5]	0 kg CO2 eq.
Amprenta de carbon a fazei de utilizare [B2, B3, B4, B6]	0 kg CO2 eq.
Amprenta de carbon a fazei de sfârșit de viață [C1–C4]	0 kg CO2 eq.

Use Better

Materiale și ambalare

Procentul mediu de conținut de plastic reciclat	6 %
Procentul mediu de conținut de metal reciclat	29 %
Pachet cu carton reciclabil	Da
Ambalaj fără plastic	Da
Directiva RoHS a UE	Conform Prin Scutire
Regulamentul REACH	Referința conține SVHC peste prag

Use Longer

Prelungire durată de viață

Reparare	Nu
----------	----

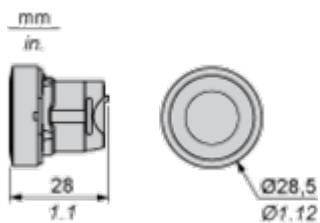
Use Again

Reambalare și refabricare

Potentialul de reciclabilitate, în %	0
Profil circularitate	Informații privind sfârșitul duratei de viață
Preluare la sfârșitul duratei de viață	Da

Dimensions Drawings

Dimensions



Mounting and Clearance

Panel Cut-out for Pushbuttons, Switches and Pilot Lights (Finished Holes, Ready for Installation)

Connection by Screw Clamp Terminals or Plug-in Connectors or on Printed Circuit Board



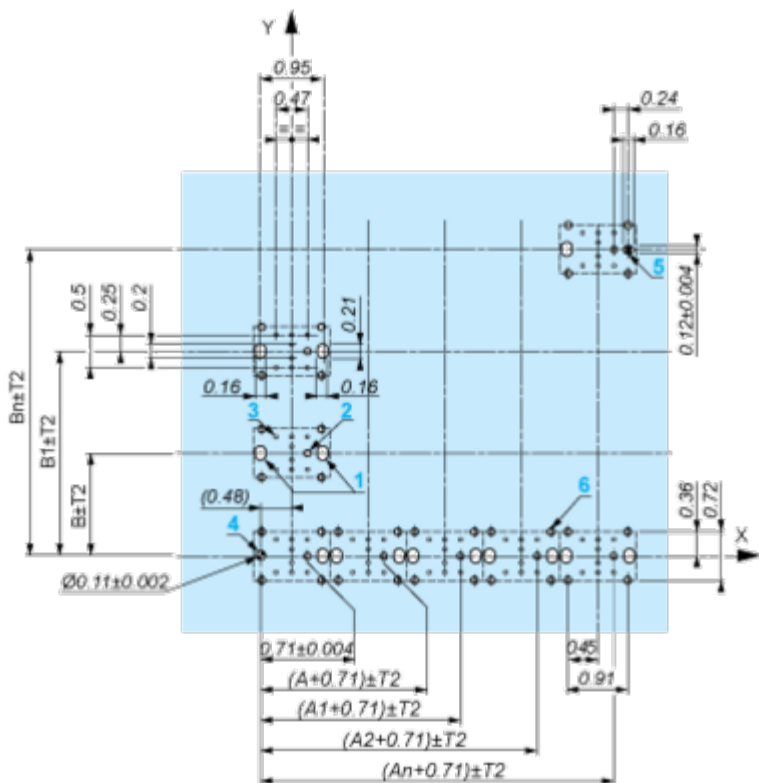
- (1) Diameter on finished panel or support
- (2) For selector switches and Emergency stop buttons, use of an anti-rotation plate type ZB5AZ902 is recommended.
- (3) Ø22.5 mm recommended ($\text{Ø}22.3 \text{ }_0^{+0.4}$) / Ø0.89 in. recommended ($\text{Ø}0.88 \text{ in. }_0^{+0.016}$)

Connections	a in mm	a in in.	b in mm	b in in.
By screw clamp terminals or plug-in connector	40	1.57	30	1.18
By Faston connectors	45	1.77	32	1.26
On printed circuit board	30	1.18	30	1.18

Detail of Lug Recess



- (1) Diameter on finished panel or support
- (2) For selector switches and Emergency stop buttons, use of an anti-rotation plate type ZB5AZ902 is recommended.
- (3) Ø22.5 mm recommended ($\text{Ø}22.3 \text{ }_0^{+0.4}$) / Ø0.89 in. recommended ($\text{Ø}0.88 \text{ in. }_0^{+0.016}$)



A: 1.18 in. min.

B: 1.57 in. min.

General Tolerances of the Panel and Printed Circuit Board

The cumulative tolerance must not exceed 0.3 mm / 0.012 in.: T1 + T2 = 0.3 mm max.

Installation Precautions

- Minimum thickness of circuit board: 1.6 mm / 0.06 in.
- Cut-out diameter: 22.4 mm ± 0.1 / 0.88 in. ± 0.004
- Orientation of body/fixing collar ZB5AZ009: ± 2° 30' (excluding cut-outs marked a and b).
- Tightening torque of screws ZBZ006: 0.6 N.m (5.3 lbf.in) max.
- Allow for one ZB5AZ079 fixing collar/pillar and its fixing screws:
 - every 90 mm / 3.54 in. horizontally (X), and 120 mm / 4.72 in. vertically (Y).
 - with each selector switch head (ZB5AD*, ZB5AJ*, ZB5AG*).

The fixing centers marked a and b are diagonally opposed and must align with those marked 4 and 5.



- (1) Head ZB5AD•
- (2) Panel
- (2) Nut
- (4) Printed circuit board

Mounting of Adapter (Socket) ZBZ01•

- 1 2 elongated holes for ZBZ006 screw access
- 2 1 hole \varnothing 2.4 mm \pm 0.05 / 0.09 in. \pm 0.002 for centring adapter ZBZ01•
- 3 8 \times \varnothing 1.2 mm / 0.05 in. holes
- 4 1 hole \varnothing 2.9 mm \pm 0.05 / 0.11 in. \pm 0.002, for aligning the printed circuit board (with cut-out marked **a**)
- 5 1 elongated hole for aligning the printed circuit board (with cut-out marked **b**)
- 6 4 holes \varnothing 2.4 mm / 0.09 in. for clipping in adapter ZBZ01•

Dimensions An + 18.1 relate to the \varnothing 2.4 mm \pm 0.05 / 0.09 in. \pm 0.002 holes for centring adapter ZBZ01•.

Technical Description

Electrical Composition Corresponding to Code C1



Electrical Composition Corresponding to Code C2



Electrical Composition Corresponding to Codes C9, C11, SF1 and SR1



Electrical Composition Corresponding to Code C15

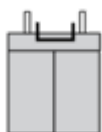
1 N/O



1 N/C



1 N/O + N/C or 1 N/O + N/O or 1 N/C + N/C



Legend

Single contact



Double contact



Light block

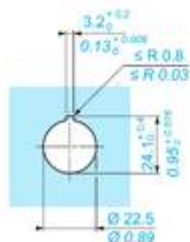
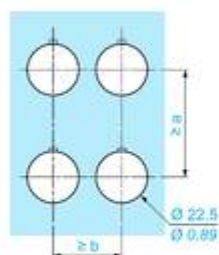
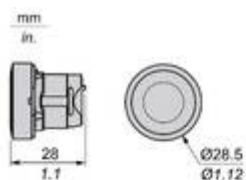


Possible location



Technical Illustration

Dimensions



		a (mm)	a (in.)	b (mm)	b (in.)
		40	1.57	30	1.18
ZBE.....	ZBV.....				
		45	1.77	32	1.26
ZBE.....3	ZBV.....3				
		40	1.57	30	1.18
ZBE.....4	ZBV.....4				
		50	1.97	30	1.18
ZBE.....5	ZBV.....5				
		40	1.57	30	1.18
ZBE.....9	ZBV.....9				
		40	1.57	30	1.18
ZBRT..	ZBRV1				

Offer Marketing Illustration

Product benefits / Features



The infographic features a central image of a Schneider XB5 terminal block. Surrounding it are five circular icons, each with a corresponding text description of a feature. The background is a solid green color.

Features Harmony XB5

-  Quick and easy assembly and disassembly
-  Excellent mechanical connection with operator head
-  Various types of connection: screw clamp, connector, Faston connector, spring terminal, or printed circuit board
-  Large set of accessories to customize your panels
-  Robustness to withstand harsh environments

Offer Marketing Illustration

Product benefits / Features

Technical Benefits

Harmony XB5

Conformity with IEC, UL, CSA, CCC EAC, and JIS standards, as well as CE marking and marine approvals

Up to IP66, 67, 69, 69K, and type 4X protection ratings

High vibration resistance with shake-proof terminal screws



Operating temperature from -40°C to 70°C

Shock protection level up to IK06

Secure switching of inductive or heavy DC loads directly – 100 000 operations at 10A, 24V dc

Image of product / Alternate images

Alternative





