






Siemens  
EcoTech



holder, 3-fold, plastic, 1 NO, screw terminal

<b>product brand name</b>	SIRIUS ACT
<b>product designation</b>	Holders
<b>design of the product</b>	holder for plastic
<b>product type designation</b>	3SU1
<b>manufacturer's article number</b>	
• of supplied contact module	<a href="#">3SU1400-1AA10-1BA0</a>
• of supplied contact module at position 1	<a href="#">3SU1400-1AA10-1BA0</a>
• of the supplied holder	<a href="#">3SU1500-0AA10-0AA0</a>
<b>Actuator</b>	
<b>design of the actuating element</b>	3-way with module
<b>number of contact modules</b>	1
<b>Holder</b>	
<b>material of the holder</b>	Plastic
<b>Display</b>	
<b>number of LED modules</b>	0
<b>General technical data</b>	
<b>product function positive opening</b>	No
<b>product component</b>	
• diode	No
• lamp transformer	No
• light source	No
• series resistor	No
<b>insulation voltage rated value</b>	500 V
<b>degree of pollution</b>	3
<b>surge voltage resistance rated value</b>	6 kV
<b>protection class IP of the terminal</b>	IP20
<b>shock resistance</b>	
• according to IEC 60068-2-27	sinusoidal half-wave 15 g / 11 ms
• for railway applications according to EN 61373	Category 1, Class B
<b>vibration resistance</b>	
• according to IEC 60068-2-6	10 ... 500 Hz: 5 g
• for railway applications according to EN 61373	Category 1, Class B
<b>operating frequency maximum</b>	3 600 1/h
<b>mechanical service life (operating cycles) typical</b>	10 000 000
<b>thermal current</b>	10 A
<b>reference code according to IEC 81346-2</b>	U

<b>continuous current of the C characteristic MCB</b>	10 A; for a short-circuit current smaller than 400 A
<b>continuous current of the quick DIAZED fuse link</b>	10 A
<b>continuous current of the DIAZED fuse link gG</b>	10 A
<b>Substance Prohibitance (Date)</b>	10/01/2014
<b>Net Weight</b>	24.5 g
<b>operating voltage</b>	
• at AC	
— at 50 Hz rated value	5 ... 500 V
— at 60 Hz rated value	5 ... 500 V
• at DC rated value	5 ... 500 V
<b>Power Electronics</b>	
<b>contact reliability</b>	One maloperation per 100 million (17 V, 5 mA), one maloperation per 10 million (5 V, 1 mA)
<b>Auxiliary circuit</b>	
<b>design of the contact of auxiliary contacts</b>	Silver alloy
<b>number of NC contacts for auxiliary contacts</b>	0
<b>number of NO contacts for auxiliary contacts</b>	1
<b>operational current at AC-15 at 230 V rated value</b>	6 A
<b>Connections/ Terminals</b>	
<b>type of electrical connection</b>	
• of modules and accessories	Screw-type terminal
<b>type of connectable conductor cross-sections</b>	
• solid with core end processing	2x (0.5 ... 0.75 mm <sup>2</sup> )
• solid without core end processing	2x (1.0 ... 1.5 mm <sup>2</sup> )
• finely stranded with core end processing	2x (0.5 ... 1.5 mm <sup>2</sup> )
• finely stranded without core end processing	2x (1,0 ... 1,5 mm <sup>2</sup> )
• for AWG cables	2x (18 ... 14)
<b>tightening torque of the screws in the bracket</b>	1 ... 1.2 N·m
<b>tightening torque</b>	
• with screw-type terminals	0.8 ... 0.9 N·m
<b>Ambient conditions</b>	
<b>ambient temperature</b>	
• during operation	-25 ... +70 °C
• during storage	-40 ... +80 °C
<b>environmental category during operation according to IEC 60721</b>	3M6, 3S2, 3B2, 3C3, 3K6 (with relative air humidity of 10 ... 95%, no condensation in operation permitted)
<b>Installation/ mounting/ dimensions</b>	
<b>fastening method</b>	front plate mounting
• of modules and accessories	Front plate mounting
<b>height</b>	40 mm
<b>width</b>	30 mm
<b>shape of the installation opening</b>	round
<b>installation width</b>	30 mm
<b>installation depth</b>	49.8 mm
<b>thickness of the front plate usable</b>	1 ... 6 mm
<b>Approvals Certificates</b>	
<b>Environmental Product Declaration</b>	
• global warming potential [CO2 eq] / during manufacturing	0.566 kg
• global warming potential [CO2 eq] / during operation	0.235 kg
• global warming potential [CO2 eq] / after end of life	-0.0145 kg
• global warming potential [CO2 eq] / total	0.787 kg
<b>Environment</b>	<b>General Product Approval</b>
<a href="#">Environmental Conformations</a>	    
<b>Maritime application</b>	<b>other</b>



[Confirmation](#)

#### Further information

**Information on the packaging**

<https://support.industry.siemens.com/cs/ww/en/view/109813875>

**Information for data generation and storage**

<https://support.industry.siemens.com/cs/ww/en/view/109995012>

**Information- and Downloadcenter (Catalogs, Brochures,...)**

<https://www.siemens.com/ic10>

**Industry Mall (Online ordering system)**

<https://mall.industry.siemens.com/mall/en/en/Catalog/product?mlfb=3SU1500-1AA10-1BA0>

**Cax online generator**

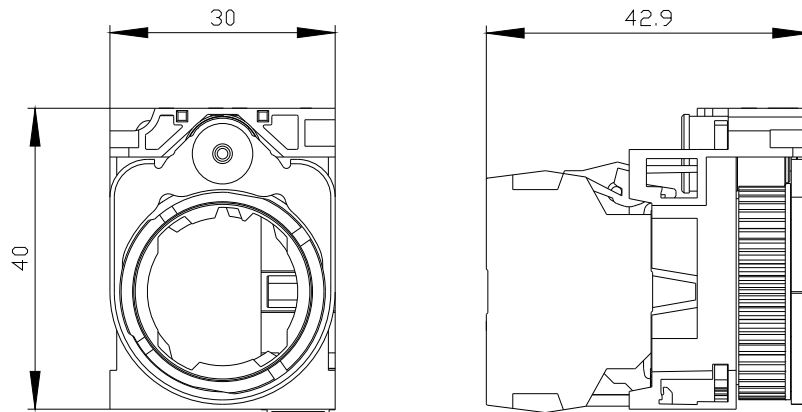
<https://support.automation.siemens.com/WW/CAXorder/default.aspx?lang=en&mlfb=3SU1500-1AA10-1BA0>

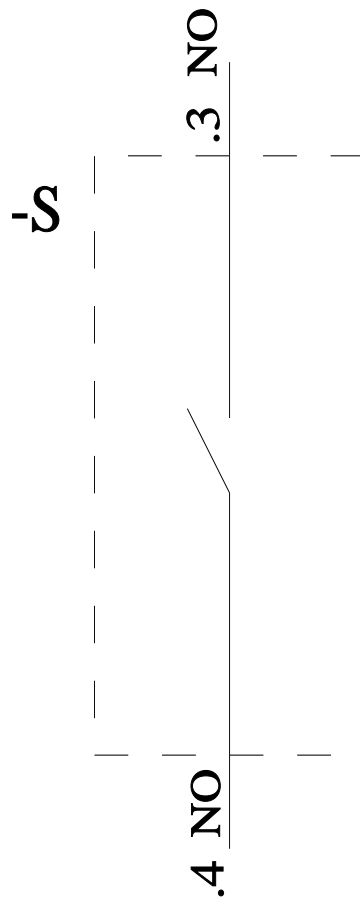
**Service&Support (Manuals, Certificates, Characteristics, FAQs,...)**

<https://support.industry.siemens.com/cs/ww/en/ps/3SU1500-1AA10-1BA0>

**Image database (product images, 2D dimension drawings, 3D models, device circuit diagrams, EPLAN macros, ...)**

[https://www.automation.siemens.com/bilddb/cax\\_de.aspx?mlfb=3SU1500-1AA10-1BA0&lang=en](https://www.automation.siemens.com/bilddb/cax_de.aspx?mlfb=3SU1500-1AA10-1BA0&lang=en)





last modified:

4/4/2026 