



Position switch with increased corrosion protection Metal enclosure according to EN 50047, 31 mm Device connection 1 x (M20 x 1.5) 1 NO/2 NC slow-action contacts with make-before-break with plunger

product brand name	SIRIUS
product designation	Mechanical position switches
product type designation	3SE5
manufacturer's article number	
• of the supplied switching contacts	<a href="#">3SE5000-0MA00</a>
• of the supplied empty enclosure with cover	<a href="#">3SE5212-0AC05-1CA0</a>
suitability for use safety switch	Yes
<b>General technical data</b>	
product function positive opening	Yes
insulation voltage rated value	250 V
degree of pollution	class 3
surge voltage resistance rated value	4 kV
protection class IP	IP66/IP67
shock resistance	
• according to IEC 60068-2-27	30 g / 11 ms
vibration resistance	
• according to IEC 60068-2-6	0.35 mm/5 g
mechanical service life (operating cycles) typical	15 000 000
electrical endurance (operating cycles) at AC-15 at 230 V typical	100 000
thermal current	10 A
material of the enclosure of the switch head	metal
reference code according to IEC 81346-2	B
continuous current of the C characteristic MCB	1 A; for a short-circuit current smaller than 400 A
continuous current of the quick DIAZED fuse link	10 A; for a short-circuit current smaller than 400 A
continuous current of the DIAZED fuse link gG	6 A
active principle	mechanical
repeat accuracy	0.05 mm
Substance Prohibitance (Date)	07/01/2006
SVHC substance name	Imidazolidine-2-thione (2-imidazoline-2-thiol) CAS-No. 96-45-7
Net Weight	0.186 kg
minimum actuating force in directions of actuation	20 N
length of the sensor	75.7 mm
width of the sensor	31 mm
<b>Ambient conditions</b>	
ambient temperature	
• during operation	-25 ... +85 °C
• during storage	-40 ... +90 °C
explosion protection category for dust	none
<b>Main circuit</b>	

<b>design of the switching contact</b>	mechanical	
<b>operating frequency rated value</b>	50 ... 60 Hz	
<b>number of NC contacts for auxiliary contacts</b>	2	
<b>number of NO contacts for auxiliary contacts</b>	1	
<b>operational current at AC-15</b>		
• at 24 V rated value	6 A	
• at 120 V rated value	6 A	
• at 240 V rated value	6 A	
• at 400 V rated value	4 A	
<b>operational current at DC-13</b>		
• at 24 V rated value	3 A	
• at 125 V rated value	0.55 A	
• at 250 V rated value	0.27 A	
• at 400 V rated value	0.12 A	
<b>Enclosure</b>		
<b>design of the housing</b>	block, narrow	
<b>material of the enclosure</b>	metal	
<b>coating of the enclosure</b>	cathodic dip coating	
<b>design of the housing according to standard</b>	Yes	
<b>Drive Head</b>		
<b>design of the actuating element</b>	Rounded plunger, plastic plunger	
<b>standard-compliant actuator head</b>	EN 50047, design B	
<b>shape of the switch head</b>	rounded	
<b>design of the switching function</b>	positive opening	
<b>circuit principle</b>	slow-action contacts	
number of switching contacts safety-related	2	
<b>cable entry type</b>	1x (M20 x 1.5)	
<b>Installation/ mounting/ dimensions</b>		
<b>mounting position</b>	any	
<b>fastening method</b>	screw fixing	
<b>Connections/ Terminals</b>		
<b>type of electrical connection</b>	screw terminal	
<b>type of connectable conductor cross-sections</b>		
• solid	1x (0.5 ... 1.5 mm <sup>2</sup> ), 2x (0.5 ... 0.75 mm <sup>2</sup> )	
• finely stranded with core end processing	1x (0.5 ... 1.5 mm <sup>2</sup> ), 2x (0.5 ... 0.75 mm <sup>2</sup> )	
• for AWG cables solid	1x (20 ... 16), 2x (20 ... 18)	
• for AWG cables stranded	1x (20 ... 16), 2x (20 ... 18)	
design of the interface for safety-related communication	without	
<b>Communication/ Protocol</b>		
<b>design of the interface</b>	without	
<b>Safety related data</b>		
product function suitable for safety function	Yes	
<b>service life maximum</b>	20 a	
<b>test wear-related service life necessary</b>	Yes	
<b>proportion of dangerous failures</b>		
• with low demand rate according to SN 31920	20 %	
• with high demand rate according to SN 31920	20 %	
<b>B10 value with high demand rate according to SN 31920</b>	10 000 000	
<b>failure rate [FIT] with low demand rate according to SN 31920</b>	100 FIT	
<b>ISO 13849</b>		
<b>device type according to ISO 13849-1</b>	3	
<b>IEC 61508</b>		
<b>safety device type according to IEC 61508-2</b>	A	
<b>Approvals Certificates</b>		
<b>General Product Approval</b>	<b>Test Certificates</b>	<b>other</b>



Environment

[Environmental Confirmations](#)



Further information

Information on the packaging

<https://support.industry.siemens.com/cs/ww/en/view/109813875>

Information for data generation and storage

<https://support.industry.siemens.com/cs/ww/en/view/109995012>

Information- and Downloadcenter (Catalogs, Brochures,...)

<https://www.siemens.com/ic10>

Industry Mall (Online ordering system)

<https://mall.industry.siemens.com/mall/en/en/Catalog/product?mlfb=3SE5212-0MC05-1CA0>

Cax online generator

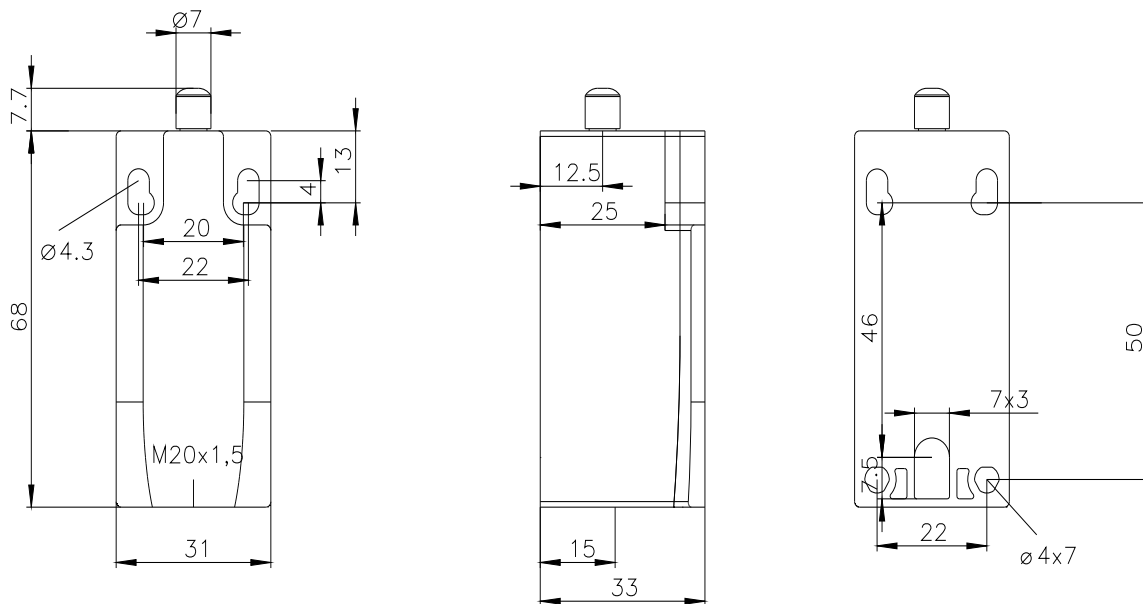
<https://support.automation.siemens.com/WW/CAXorder/default.aspx?lang=en&mlfb=3SE5212-0MC05-1CA0>

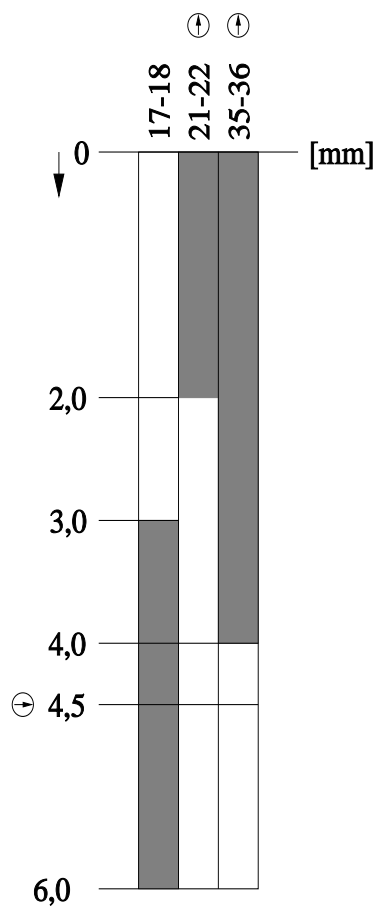
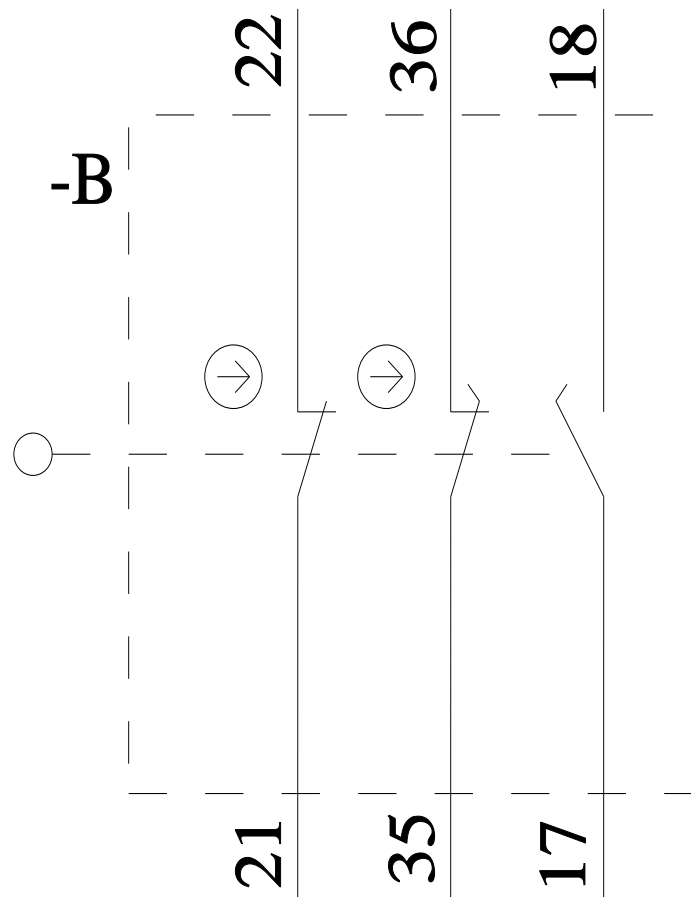
Service&Support (Manuals, Certificates, Characteristics, FAQs,...)

<https://support.industry.siemens.com/cs/ww/en/ps/3SE5212-0MC05-1CA0>

Image database (product images, 2D dimension drawings, 3D models, device circuit diagrams, EPLAN macros, ...)

[https://www.automation.siemens.com/bilddb/cax\\_de.aspx?mlfb=3SE5212-0MC05-1CA0&lang=en](https://www.automation.siemens.com/bilddb/cax_de.aspx?mlfb=3SE5212-0MC05-1CA0&lang=en)





last modified:

4/4/2026