

Fișă tehnică produs

Specificatii



Cap de Lampa Pilot Alb Ø 22, Lentila Simpla, pentru bec Ba9S

ZB4BV01

Principale

gama de produse	Harmony XB4
Tip produs sau componenta	Cap pentru lampa pilot
Compatibilitate produs	BA 9s
nume scurt al dispozitivului	ZB4
material rama	Metal cromat
diametrul de montaj	22 mm
cantitate indivizibila de vanzare	1
tip cap	Standard
forma a capului unitatii de semnalizare	Rotund
capac/operator sau culoare lentila	Alb
informatii suplimentare operator	Cu lentila simpla

Suplimentare

CAD latime globala	29 mm
CAD inaltime globala	29 mm
CAD adancime globala	31 mm
greutate produs	0,027 kg
rezistenta la spalare cu presiune inalta	7000000 Pa la 55 °C, distanta : 0.1 m
cod compozitie electrica	P3 in montajin fata cu BA 9s P4 in montajin fata cu BA 9s and transformer
prezentare dispozitiv	Element de baza

Mediu

tratament protector	TH
temperatura ambietala pentru depozitare	-40...70 °C
temperatura ambientala de functionare	-40...55 °C
categorie de supratensiune	Class I conforming to IEC 60536
grad de protectie IP	IP66 conformitate cu SR EN 60529 IP67 IP69 IP69K
Enclosure Type	UL type 4X/13
grad de protectie IK	IK06 conformitate cu IEC 50102

standarde	SR EN 60947-5-1 IEC 60947-1 JIS C8201-5-1 UL 60947-1 SR EN 60947-5-4 IEC 60947-5-5 CSA C22.2 No 15 JIS C8201-1
rezistenta la vibratii	5 gn (f= 2...500 Hz) conforming to IEC 60068-2-6
rezistenta la socuri	30 gn (durata = 18 ms) pentru half sine wave acceleration conformitate cu IEC 60068-2-27 50 gn (durata = 11 ms) pentru half sine wave acceleration conformitate cu IEC 60068-2-27

Unitati de ambalare

Unitate de masura pentru prima forma de impachetare	PCE
Număr de produse în pachet	1
Inaltime prima forma de impachetare	4,400 cm
Latime prima forma de impachetare	3,400 cm
Lungime prima forma de impachetare	5,400 cm
Greutate colet(Lbs)	24,000 g
Unitate de masura pentru a doua forma de impachetare	BB1
Numar unitati in a doua forma de impachetare	5
Inaltime a doua forma de impachetare	4,400 cm
Latime a doua forma de impachetare	3,400 cm
Lungime a doua forma de impachetare	26,500 cm
Greutate a doua forma de impachetare	120,000 g
Unitate de masura pentru a treia forma de impachetare	S03
Numar unitati in a treia forma de impachetare	300
Inaltime a treia forma de impachetare	30,000 cm
Latime a treia forma de impachetare	30,000 cm
Lungime a treia forma de impachetare	40,000 cm
Greutate a treia forma de impachetare	7,562 kg

Garanție contractuală

Garantie (in luni)	18
---------------------------	----

Schneider Electric își propune să atingă nivelul Net Zero până în 2050 prin parteneriate la nivelul lanțului de aprovizionare, materiale cu impact mai redus și circularitate, prin campania „Use Better, Use Longer, Use Again” pentru a extinde durata de viață a produselor și reciclabilitatea.

[Environmental Data explicate >](#)

[Cum evaluăm sustenabilitatea produselor >](#)

Amprenta de mediu

Amprenta de carbon totală pe durata de viață	0.3 kg CO2 eq.
Amprenta de carbon a fazei de fabricație [A1–A3]	0.2 kg CO2 eq.
Amprenta de carbon a fazei de distribuție [A4]	0 kg CO2 eq.
Amprenta de carbon a fazei de instalare [A5]	0 kg CO2 eq.
Amprenta de carbon a fazei de utilizare [B2, B3, B4, B6]	0 kg CO2 eq.
Amprenta de carbon a fazei de sfârșit de viață [C1–C4]	0.1 kg CO2 eq.

Use Better

Materiale și ambalare

Procentul mediu de conținut de plastic reciclat	44 %
Procentul mediu de conținut de metal reciclat	20 %
Pachet cu carton reciclabil	Da
Ambalaj fără plastic	Da
Directiva RoHS a UE	Conform
Regulamentul REACH	Referința nu conține SVHC peste prag

Use Longer

Prelungire durată de viață

Reparare	Nu
----------	----

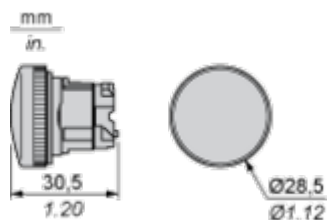
Use Again

Reambalare și refabricare

Profil circularitate	Informații privind sfârșitul duratei de viață
Preluare la sfârșitul duratei de viață	Da

Dimensions Drawings

Dimensions



Mounting and Clearance

Panel Cut-out for Pushbuttons, Switches and Pilot Lights (Finished Holes, Ready for Installation)

Connection by Screw Clamp Terminals or Plug-in Connectors or on Printed Circuit Board	Connection by Faston Connectors
	
<p>(1) Diameter on finished panel or support (2) 40 mm min. / 1.57 in. min. (3) 30 mm min. / 1.18 in. min. (4) $\varnothing 22.5 \text{ mm} / 0.89 \text{ in. recommended } (\varnothing 22.3 \text{ mm }_0^{+0.4} / 0.88 \text{ in. }_0^{+0.016})$ (5) 45 mm min. / 1.78 in. min. (6) 32 mm min. / 1.26 in. min.</p>	



A: 1.18 in. min.

B: 1.57 in. min.

General Tolerances of the Panel and Printed Circuit Board

The cumulative tolerance must not exceed 0.3 mm / 0.012 in: T1 + T2 = 0.3 mm max.

Installation Precautions

- Minimum thickness of circuit board: 1.6 mm / 0.06 in.
- Cut-out diameter: 22.4 mm ± 0.1 / 0.88 in. ± 0.004
- Orientation of body/fixing collar ZB4 BZ009: ± 2° 30' (excluding cut-outs marked a and b).
- Tightening torque of screws ZBZ 006: 0.6 N.m (5.3 lbf.in) max.
- Allow for one ZB4 BZ079 fixing collar/pillar and its fixing screws:
 - every 90 mm / 3.54 in. horizontally (X), and 120 mm / 4.72 in. vertically (Y).
 - with each selector switch head (ZB4 BD*, ZB4 BJ*, ZB4 BG*).

The fixing centers marked a and b are diagonally opposed and must align with those marked 4 and 5.



(1) Panel

(2) Printed circuit board

Mounting of Adapter (Socket) ZBZ 01•

- 1 2 elongated holes for ZBZ 006 screw access
- 2 1 hole $\varnothing 2.4 \text{ mm} \pm 0.05 / 0.09 \text{ in.} \pm 0.002$ for centring adapter ZBZ 01•
- 3 $8 \times \varnothing 1.2 \text{ mm} / 0.05 \text{ in.}$ holes
- 4 1 hole $\varnothing 2.9 \text{ mm} \pm 0.05 / 0.11 \text{ in.} \pm 0.002$, for aligning the printed circuit board (with cut-out marked a)
- 5 1 elongated hole for aligning the printed circuit board (with cut-out marked b)
- 6 4 holes $\varnothing 2.4 \text{ mm} / 0.09 \text{ in.}$ for clipping in adapter ZBZ 01•

Dimensions An + 18.1 relate to the $\varnothing 2.4 \text{ mm} \pm 0.05 / 0.09 \text{ in.} \pm 0.002$ holes for centring adapter ZBZ 01•.

Technical Description

Electrical Composition Corresponding to Codes P1, P3, PF1, PR1 and PF2

Light block



Electrical Composition Corresponding to Code P4



Legend

Single contact



Double contact



Light block

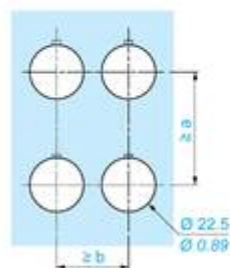
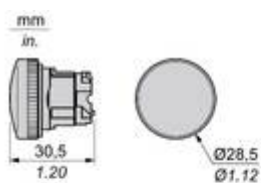


Possible location



Technical Illustration

Dimensions



		a (mm)	a (in.)	b (mm)	b (in.)
		40	1.57	30	1.18
ZBE.....	ZBV.....				
		45	1.77	32	1.26
ZBE.....3	ZBV.....3				
		40	1.57	30	1.18
ZBE.....4	ZBV.....4				
		50	1.97	30	1.18
ZBE.....5	ZBV.....5				
		40	1.57	30	1.18
ZBE.....9	ZBV.....9				
		40	1.57	30	1.18
ZBRT•	ZBRV1				

Offer Marketing Illustration

Product benefits / Features

The graphic features a green background with the title "Features" and subtitle "Harmony XB4/XB5 Illuminated functions". It contains four feature descriptions, each with an icon and a corresponding image of a switch component:


- NEW universal LED Block for all colors:** Represented by a square icon with a smaller square inside. The image shows a green switch with a black LED block.
- Simple stock management:** Represented by an icon of a person with a checkmark. The image shows a red switch with a black LED block.
- Improved installation time and easy selection:** Represented by a circular arrow icon. The image shows a yellow switch with a black LED block.
- Improved color intensity and brightness:** Represented by a sun icon. The image shows a red switch with a black LED block.

Offer Marketing Illustration

Product benefits / Features

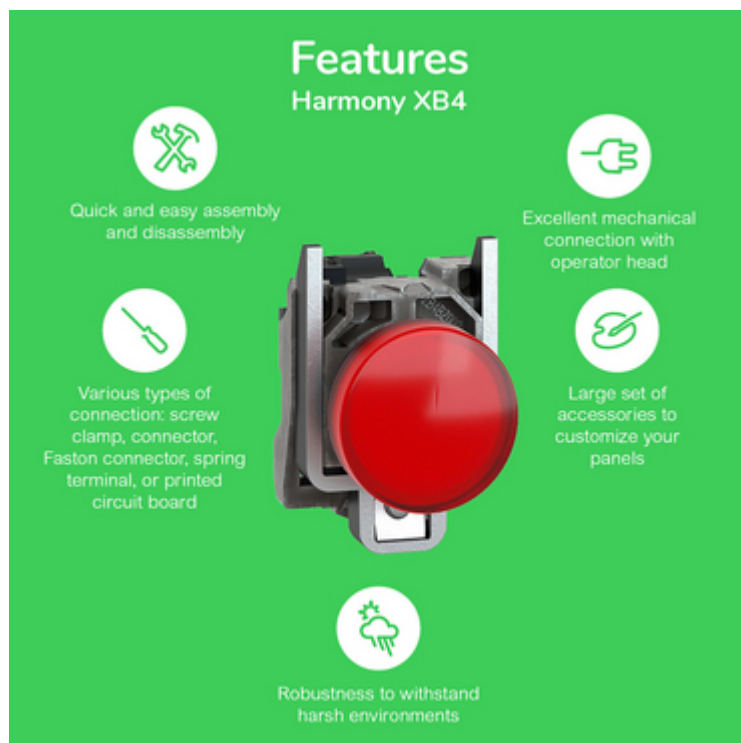
Technical Benefits

Harmony XB4



Offer Marketing Illustration

Product benefits / Features



The infographic features a central image of a red Schneider XB4 terminal block. Surrounding it are five circular icons, each with a corresponding text description of a product feature. The background is a solid green color.

Features Harmony XB4






-  Quick and easy assembly and disassembly
-  Various types of connection: screw clamp, connector, Faston connector, spring terminal, or printed circuit board
-  Excellent mechanical connection with operator head
-  Large set of accessories to customize your panels
-  Robustness to withstand harsh environments

Image of product / Alternate images

Alternative





