

# Fișă tehnică produs

Specificatii



## Lampa pilot complet verde Ø22 lentile netede cu LED integral 230, 240V

XB5AVM3

### Principale

gama de produse	Harmony XB5
Tip produs sau componenta	Lampa pilot
nume scurt al dispozitivului	XB5
material rama	Plastic gri inchis
material inel de fixare	Plastic
tip cap	Standard
diametrul de montaj	22,5 mm
cantitate indivizibila de vanzare	1
forma a capului unitatii de semnalizare	Rotund
capac/operator sau culoare lentila	Verde
informatii suplimentare operator	Cu lentila simpla
sursa de lumina	Universal LED
baza bec	LED integral
culoare sursa de lumina	Verde
[Us] tensiune de alimentare nominala	230...240 V c.a. la 50/60 Hz
prezentare dispozitiv	Produs complet

### Suplimentare

inaltime	42 mm
latime	30 mm
adancime	54 mm
descriere borne ISO nr. 1	(X1-X2)PL
greutate produs	0,038 kg
rezistenta la spalare cu presiune inalta	7000000 Pa la 55 °C, distanta : 0.1 m
conexiuni - borne	Borne cu surub, $\leq 2 \times 1.5 \text{ mm}^2$ cu pini conformitate cu IEC 60947-1 Borne cu surub, $1 \times 0.22...2 \times 2.5 \text{ mm}^2$ fara terminale de cablu conformitate cu IEC 60947-1
[Ui] tensiune nominala de izolatie	250 V (grad de poluare 3) conformitate cu IEC 60947-1
[Uimp] tensiune de tinere la impuls	4 kV conformitate cu IEC 60947-1
tip semnalizare	Stabil
GCR BRIDGE	XB5AVCUST05
Cod compatibilitate	XB5

limitele tensiunii de alimentare	195...264 V c.a.
consum de curent	14 mA
durata de utilizare	100000 H la tensiunea nominală și 25 °C
incercare la supratensiuni tranzitorii	1 kV conformitate cu IEC 61000-4-5

## Mediu

tratament protector	TH
temperatura ambietala pentru depozitare	-40...70 °C
temperatura ambientală de functionare	-40...70 °C
categorii de supratensiune	Clasa II conforming to IEC 60536
grad de protectie IP	IP66 conformitate cu SR EN 60529 IP67 conformitate cu SR EN 60529 IP69 conformitate cu SR EN 60529 IP69K conformitate cu ISO 20653
Enclosure Type	UL type 4X/13
grad de protectie IK	IK05 conformitate cu IEC 50102
Standarde	UL 60947-1 SR EN 60947-5-4 CSA C22.2 No 15 SR EN 60947-5-1 JIS C8201-5-1 IEC 60947-1 JIS C8201-1
certificari produs	listat de UL CSA
rezistenta la vibratii	5 gn (f= 12...500 Hz) conforming to IEC 60068-2-6
rezistenta la socuri	50 gn (durata = 18 ms) pentru half sine wave acceleration conformitate cu IEC 60068-2-27 30 gn (durata = 11 ms) pentru half sine wave acceleration conformitate cu IEC 60068-2-27
rezistenta la tranzienti rapizi	2 kV conformitate cu IEC 61000-4-4
rezistenta la campuri electromagnetice	10 V/m conformitate cu IEC 61000-4-3
compatibilitate electromagnetica	Descărcare electrostatică - nivel de testare:6 kV (pe contact (pe părțile metalice)) conforming to IEC 61000-4-2 Descărcare electrostatică - nivel de testare:9 kV (în aer liber (în părțile izolate)) conforming to IEC 61000-4-2 Emisii electromagnetice clasa B conforming to IEC 55011
rezistenta la descarcari electrostatice	6 kV pe contact (pe părțile metalice) conformitate cu IEC 61000-4-2 8 kV în aer liber (în părțile izolate) conformitate cu IEC 61000-4-2
emisie electromagnetica	Clasa B conformitate cu IEC 55011

## Unitati de ambalare

Unitate de masura pentru prima forma de impachetare	PCE
Număr de produse în pachet	1
Inaltime prima forma de impachetare	3,500 cm
Latime prima forma de impachetare	5,500 cm
Lungime prima forma de impachetare	8,500 cm
Greutate colet(Lbs)	35,500 g
Unitate de masura pentru a doua forma de impachetare	S03

Numar unitati in a doua forma de impachetare	150
Inaltime a doua forma de impachetare	30,000 cm
Latime a doua forma de impachetare	30,000 cm
Lungime a doua forma de impachetare	40,000 cm
Greutate a doua forma de impachetare	5,783 kg
Unitate de masura pentru a treia forma de impachetare	P06
Numar unitati in a treia forma de impachetare	1200
Inaltime a treia forma de impachetare	75,000 cm
Latime a treia forma de impachetare	60,000 cm
Lungime a treia forma de impachetare	80,000 cm
Greutate a treia forma de impachetare	54,112 kg

## Garanție contractuală

Garantie (in luni)	18
--------------------	----

Schneider Electric isi propune sa atinga nivelul Net Zero pana in 2050 prin parteneriate la nivelul lantului de aprovizionare, materiale cu impact mai redus si circularitate, prin campania „Use Better, Use Longer, Use Again” pentru a extinde durata de viata a produselor si reciclabilitatea.

[Environmental Data explicate >](#)

[Cum evaluam sustenabilitatea produselor >](#)

### **Amprenta de mediu**

Amprenta de carbon totala pe durata de viata	102 kg CO2 eq.
Amprenta de carbon a fazei de fabricație [A1–A3]	0.3 kg CO2 eq.
Amprenta de carbon a fazei de distribuție [A4]	0 kg CO2 eq.
Amprenta de carbon a fazei de instalare [A5]	0 kg CO2 eq.
Amprenta de carbon a fazei de utilizare [B2, B3, B4, B6]	102 kg CO2 eq.
Amprenta de carbon a fazei de sfârșit de viață [C1–C4]	0.1 kg CO2 eq.

### **Use Better**

#### **Materiale si ambalare**

Procentul mediu de continut de plastic reciclat	21 %
Procentul mediu de continut de metal reciclat	7 %
Pachet cu carton reciclabil	Da
Ambalaj fara plastic	Da
Numar SCIP	3d14fd98-3859-4733-a5ee-a3016769973c
Directiva RoHS a UE	<a href="#">Conform Prin Scutire</a>
Regulamentul REACH	<a href="#">Referinta contine SVHC peste prag</a>

### **Use Longer**

#### **Prelungire durata de viata**

Reparare	Nu
Index reparare produs	<a href="#">A</a>

### **Use Again**

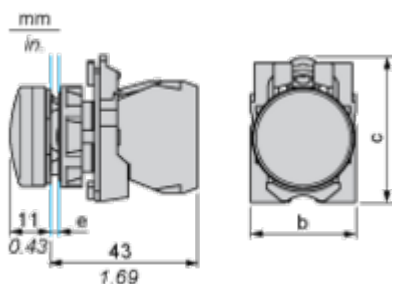
#### **Reambalare si refabricare**

Potentialul de reciclabilitate, in %	22
Profil circularitate	<a href="#">Informatii privind sfarsitul duratei de viata</a>
Preluare la sfarsitul duratei de viata	Da
Eticheta WEEE	 În Uniunea Europeana, produsele trebuie reciclate respectand sistemul specific de colectare a deseurilor si nu trebuie sa ajunga in pubelele de colectare a deseurilor menajere.

Dimensions Drawings

Dimensions

---



e: clamping thickness: 1 to 6 mm / 0.04 to 0.24 in.

b: 30 mm / 1.18 in.

c: 41.5 mm / 1.63 in.

Mounting and Clearance

Panel Cut-out for Pushbuttons, Switches and Pilot Lights (Finished Holes, Ready for Installation)

Connection by Screw Clamp Terminals or Plug-in Connectors or on Printed Circuit Board



- (1) Diameter on finished panel or support
- (2) For selector switches and Emergency stop buttons, use of an anti-rotation plate type ZB5AZ902 is recommended.
- (3) Ø22.5 mm recommended ( $\text{Ø}22.3 \text{ }_0^{+0.4}$ ) / Ø0.89 in. recommended ( $\text{Ø}0.88 \text{ in. }_0^{+0.016}$ )

Connections	a in mm	a in in.	b in mm	b in in.
By screw clamp terminals or plug-in connector	40	1.57	30	1.18
By Faston connectors	45	1.77	32	1.26
On printed circuit board	30	1.18	30	1.18

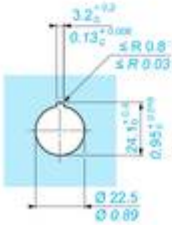
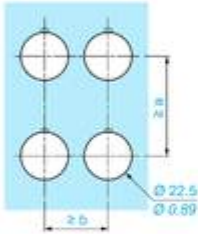
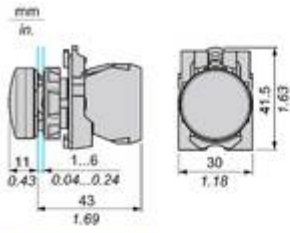
Detail of Lug Recess



- (1) Diameter on finished panel or support
- (2) For selector switches and Emergency stop buttons, use of an anti-rotation plate type ZB5AZ902 is recommended.
- (3) Ø22.5 mm recommended ( $\text{Ø}22.3 \text{ }_0^{+0.4}$ ) / Ø0.89 in. recommended ( $\text{Ø}0.88 \text{ in. }_0^{+0.016}$ )

Technical Illustration

Dimensions



	a (mm)	a (in.)	b (mm)	b (in.)
ZBE..... ZBV.....	40	1.57	30	1.18
ZBE.....3 ZBV.....3	45	1.77	32	1.26
ZBE.....4 ZBV.....4	40	1.57	30	1.18
ZBE.....5 ZBV.....5	50	1.97	30	1.18
ZBE.....8 ZBV.....8	40	1.57	30	1.18
ZBRT... ZBRV1	40	1.57	30	1.18

Offer Marketing Illustration

**Product benefits / Features**

---

The graphic features a green background with the title "Features" and subtitle "Harmony XB4/XB5 Illuminated functions". It contains four feature descriptions, each with an icon and a corresponding image of the product:

- NEW universal LED Block for all colors:** Represented by a square icon with a smaller square inside. The image shows a green illuminated button with a black LED block.
- Simple stock management:** Represented by an icon of a person with a checkmark. The image shows a black illuminated button with a red LED block.
- Improved installation time and easy selection:** Represented by a circular arrow icon. The image shows a yellow illuminated button with a black LED block.
- Improved color intensity and brightness:** Represented by a sun icon. The image shows a black illuminated button with a red LED block.

Offer Marketing Illustration

Product benefits / Features

---



The infographic features a central image of the XB5 terminal block with a grey cover. It is surrounded by five circular icons, each with a corresponding text description of a feature. The background is a solid green color.

### Features Harmony XB5

- Quick and easy assembly and disassembly** (Icon: crossed wrench and screwdriver)
- Excellent mechanical connection with operator head** (Icon: hand holding a plug)
- Various types of connection: screw clamp, connector, Faston connector, spring terminal, or printed circuit board** (Icon: screwdriver)
- Large set of accessories to customize your panels** (Icon: plug with a pencil)
- Robustness to withstand harsh environments** (Icon: lightning bolt and rain cloud)

Offer Marketing Illustration

Product benefits / Features

---

## Technical Benefits

Harmony XB5

Conformity with IEC, UL, CSA, CCC EAC, and JIS standards, as well as CE marking and marine approvals

Up to IP66, 67, 69, 69K, and type 4X protection ratings

High vibration resistance with shake-proof terminal screws



Operating temperature from -40°C to 70°C

Shock protection level up to IK06

Secure switching of inductive or heavy DC loads directly – 100 000 operations at 10A, 24V dc

Image of product / Alternate images

Alternative

---







Image of product in real life situation

