

# Fișă tehnică produs

Specificatii



## Cap de Buton Negru Incastrat Ø22, Revenire cu Arc, Nemarkat

ZB4BA2

### Principale

gama de produse	Harmony XB4
Tip produs sau componenta	Cap pentru buton neiluminat
nume scurt al dispozitivului	ZB4
material rama	Metal cromat
diametrul de montaj	22,5 mm
cantitate indivizibila de vanzare	1
tip cap	Standard
forma a capului unitatii de semnalizare	Rotund
tip de operator	revenire cu arc
profil utilizator	Negru Incastrat, nemarkat
capac/operator sau culoare lentila	Negru

### Suplimentare

CAD latime globala	29 mm
CAD inaltime globala	29 mm
CAD adancime globala	28 mm
durabilitate mecanica	10000000 cic
cod compozitie electrica	C1 pentru <9 contacte utilizand monofilar bloc in montajin fata C2 pentru <9 contacte utilizand single and double bloc in montajin fata C11 pentru <3 contacte utilizand monofilar bloc in montajin fata C15 pentru <1 contacte utilizand monofilar bloc in montajin fata
prezentare dispozitiv	Element de baza

### Mediu

tratament protector	TH
temperatura ambietala pentru depozitare	-40...70 °C
temperatura ambientala de functionare	-40...70 °C
categorie de supratensiune	Class I conforming to IEC 60536
grad de protectie IP	IP66 conformitate cu SR EN 60529 IP67 IP69 IP69K
Enclosure Type	UL type 4X/13
grad de protectie IK	IK06 conformitate cu IEC 50102

<b>standarde</b>	UL 60947-1 CSA C22.2 No 15 SR EN 60947-5-1 SR EN 60947-5-4 IEC 60947-5-5 JIS C8201-5-1 IEC 60947-1 JIS C8201-1
<b>certificari produs</b>	BV CSA DNV LROS (Lloyds register of shipping) listat de UL
<b>rezistenta la vibratii</b>	5 gn (f= 2...500 Hz) conforming to IEC 60068-2-6
<b>rezistenta la socuri</b>	30 gn (durata = 18 ms) pentru half sine wave acceleration conformitate cu IEC 60068-2-27 50 gn (durata = 11 ms) pentru half sine wave acceleration conformitate cu IEC 60068-2-27

## Unitati de ambalare

<b>Unitate de masura pentru prima forma de impachetare</b>	PCE
<b>Număr de produse în pachet</b>	1
<b>Înălțime prima forma de impachetare</b>	4,500 cm
<b>Latime prima forma de impachetare</b>	3,400 cm
<b>Lungime prima forma de impachetare</b>	5,400 cm
<b>Greutate colet(Lbs)</b>	28,000 g
<b>Unitate de masura pentru a doua forma de impachetare</b>	S03
<b>Numar unitati in a doua forma de impachetare</b>	300
<b>Înălțime a doua forma de impachetare</b>	30,000 cm
<b>Latime a doua forma de impachetare</b>	30,000 cm
<b>Lungime a doua forma de impachetare</b>	40,000 cm
<b>Greutate a doua forma de impachetare</b>	8,950 kg
<b>Unitate de masura pentru a treia forma de impachetare</b>	P06
<b>Numar unitati in a treia forma de impachetare</b>	2400
<b>Înălțime a treia forma de impachetare</b>	75,000 cm
<b>Latime a treia forma de impachetare</b>	60,000 cm
<b>Lungime a treia forma de impachetare</b>	80,000 cm
<b>Greutate a treia forma de impachetare</b>	81,404 kg

## Garanție contractuală

<b>Garantie (in luni)</b>	18
---------------------------	----

Schneider Electric isi propune sa atinga nivelul Net Zero pana in 2050 prin parteneriate la nivelul lantului de aprovizionare, materiale cu impact mai redus si circularitate, prin campania „Use Better, Use Longer, Use Again” pentru a extinde durata de viata a produselor si reciclabilitatea.

[Environmental Data explicate >](#)

[Cum evaluam sustenabilitatea produselor >](#)

### **Amprenta de mediu**

Amprenta de carbon totala pe durata de viata	0.2 kg CO2 eq.
Amprenta de carbon a fazei de fabricație [A1–A3]	0.2 kg CO2 eq.
Amprenta de carbon a fazei de distribuție [A4]	0 kg CO2 eq.
Amprenta de carbon a fazei de instalare [A5]	0 kg CO2 eq.
Amprenta de carbon a fazei de utilizare [B2, B3, B4, B6]	0 kg CO2 eq.
Amprenta de carbon a fazei de sfârșit de viață [C1–C4]	0 kg CO2 eq.

### **Use Better**

#### **Materiale si ambalare**

Procentul mediu de continut de plastic reciclat	14 %
Procentul mediu de continut de metal reciclat	21 %
Pachet cu carton reciclabil	Da
Ambalaj fara plastic	Da
Directiva RoHS a UE	<a href="#">Conform</a>
Regulamentul REACH	<a href="#">Referința conține SVHC peste prag</a>

### **Use Longer**

#### **Prelungire durata de viata**

Reparare	Nu
----------	----

### **Use Again**

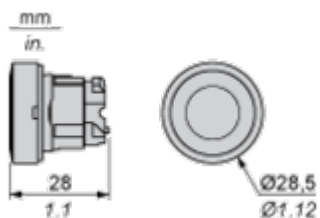
#### **Reambalare si refabricare**

Profil circularitate	<a href="#">Informatii privind sfarsitul duratei de viata</a>
Preluare la sfarsitul duratei de viata	Da

Dimensions Drawings

Dimensions

---

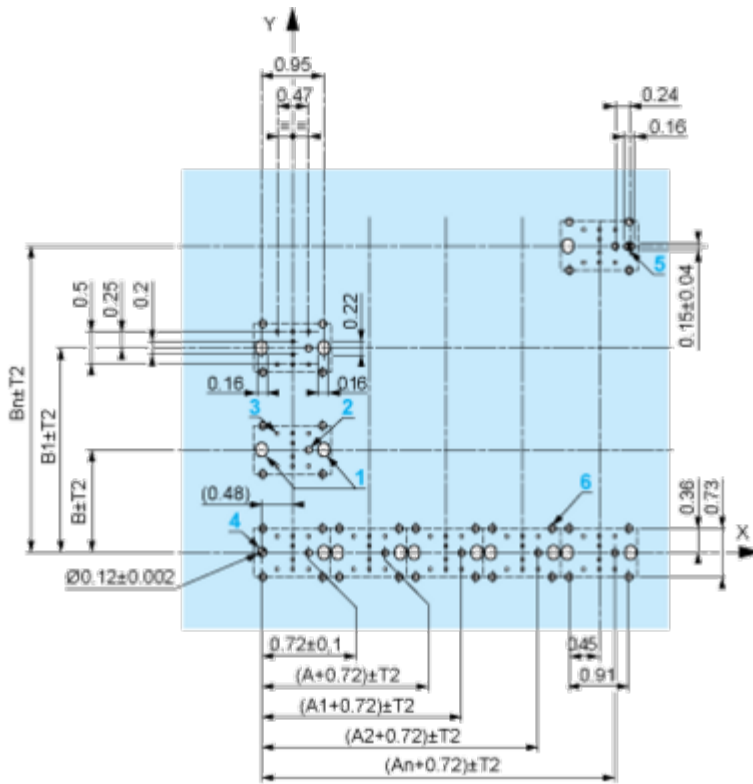


Mounting and Clearance

Panel Cut-out for Pushbuttons, Switches and Pilot Lights (Finished Holes, Ready for Installation)

Connection by Screw Clamp Terminals or Plug-in Connectors or on Printed Circuit Board	Connection by Faston Connectors
	
<p>(1) Diameter on finished panel or support                  (2) 40 mm min. / 1.57 in. min.                  (3) 30 mm min. / 1.18 in. min.                  (4) <math>\varnothing 22.5 \text{ mm} / 0.89 \text{ in. recommended } (\varnothing 22.3 \text{ mm }_0^{+0.4} / 0.88 \text{ in. }_0^{+0.016})</math>                  (5) 45 mm min. / 1.78 in. min.                  (6) 32 mm min. / 1.26 in. min.</p>	





A: 1.18 in. min.

B: 1.57 in. min.

**General Tolerances of the Panel and Printed Circuit Board**

The cumulative tolerance must not exceed 0.3 mm / 0.012 in: T1 + T2 = 0.3 mm max.

**Installation Precautions**

- Minimum thickness of circuit board: 1.6 mm / 0.06 in.
- Cut-out diameter: 22.4 mm ± 0.1 / 0.88 in. ± 0.004
- Orientation of body/fixing collar ZB4 BZ009: ± 2° 30' (excluding cut-outs marked a and b).
- Tightening torque of screws ZBZ 006: 0.6 N.m (5.3 lbf.in) max.
- Allow for one ZB4 BZ079 fixing collar/pillar and its fixing screws:
  - every 90 mm / 3.54 in. horizontally (X), and 120 mm / 4.72 in. vertically (Y).
  - with each selector switch head (ZB4 BD\*, ZB4 BJ\*, ZB4 BG\*).

The fixing centers marked a and b are diagonally opposed and must align with those marked 4 and 5.



(1) Panel

(2) Printed circuit board

#### Mounting of Adapter (Socket) ZBZ 01•

- 1 2 elongated holes for ZBZ 006 screw access
- 2 1 hole  $\varnothing 2.4 \text{ mm} \pm 0.05 / 0.09 \text{ in.} \pm 0.002$  for centring adapter ZBZ 01•
- 3  $8 \times \varnothing 1.2 \text{ mm} / 0.05 \text{ in.}$  holes
- 4 1 hole  $\varnothing 2.9 \text{ mm} \pm 0.05 / 0.11 \text{ in.} \pm 0.002$ , for aligning the printed circuit board (with cut-out marked a)
- 5 1 elongated hole for aligning the printed circuit board (with cut-out marked b)
- 6 4 holes  $\varnothing 2.4 \text{ mm} / 0.09 \text{ in.}$  for clipping in adapter ZBZ 01•

Dimensions An + 18.1 relate to the  $\varnothing 2.4 \text{ mm} \pm 0.05 / 0.09 \text{ in.} \pm 0.002$  holes for centring adapter ZBZ 01•.

Technical Description

Electrical Composition Corresponding to Code C1

---



Electrical Composition Corresponding to Code C2

---



Electrical Composition Corresponding to Codes C9, C11, SF1 and SR1



Electrical Composition Corresponding to Code C15

---

1 N/O



1 N/C



1 N/O + N/C or 1 N/O + N/O or 1 N/C + N/C



**Legend**

---

Single contact



Double contact



Light block

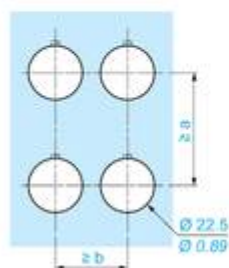
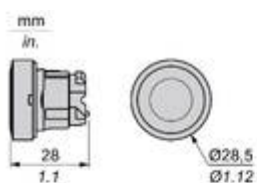


Possible location



## Technical Illustration

### Dimensions



		a (mm)	a (in.)	b (mm)	b (in.)
		40	1.57	30	1.18
ZBE.....	ZBV.....				
		45	1.77	32	1.26
ZBE.....3	ZBV.....3				
		40	1.57	30	1.18
ZBE.....4	ZBV.....4				
		50	1.97	30	1.18
ZBE.....5	ZBV.....5				
		40	1.57	30	1.18
ZBE.....9	ZBV.....9				
		40	1.57	30	1.18
ZBRT•	ZBRV1				

Offer Marketing Illustration

Product benefits / Features

---

## Technical Benefits

Harmony XB4

Conformity with IEC, UL, CSA, CCC EAC, and JIS standards, as well as CE marking and marine approvals

Up to IP66, 67, 69, 69K, and type 4X protection ratings

High vibration resistance with shake-proof terminal screws



Operating temperature from -40°C to 70°C

Shock protection level up to IK06

Secure switching of inductive or heavy DC loads directly – 100 000 operations at 10A, 24V dc

Offer Marketing Illustration

Product benefits / Features

---



The infographic features a central image of a red Schneider XB4 terminal block against a green background. Five circular icons are arranged around the central image, each with a corresponding text description. The icons include crossed wrench and screwdriver, a hand holding a screwdriver, a screwdriver, a hand holding a screwdriver, and a lightning bolt with rain clouds.

### Features Harmony XB4

- Quick and easy assembly and disassembly**
- Excellent mechanical connection with operator head**
- Various types of connection: screw clamp, connector, Faston connector, spring terminal, or printed circuit board**
- Large set of accessories to customize your panels**
- Robustness to withstand harsh environments**

Image of product / Alternate images

Alternative

---





