SIEMENS

## Data sheet 3RH2911-1DA11




auxiliary switch, lateral, 1 NO + 1 NC, on the left: 41/42, 53/54, on the right: 21/22, 33/34, current path: 1 NC, 1 NO, screw terminal, for contactors 3RT2.1

| | |
|---|---|
| **product brand name** | SIRIUS |
| **product category** | Auxiliary switch |
| **product designation** | auxiliary switch |
| **design of the product** | first laterally mountable |
| **product type designation** | 3RH29 |
| **suitability for use** | for 3RT2.1 |
| **General technical data** | |
| insulation voltage with degree of pollution 3 at AC rated value | 690 V |
| **surge voltage resistance rated value** | 6 kV |
| protection class IP on the front | IP20 |
| **mechanical service life (operating cycles) typical** | 10 000 000 |
| electrical endurance (operating cycles) at AC-15 at 230 V typical | 200 000 |
| **Substance Prohibitance (Date)** | 10/01/2009 |
| **Net Weight** | 37 g |
| **number of NC contacts for auxiliary contacts** | |
| ● instantaneous contact | 1 |
| ● lagging switching | 0 |
| number of NO contacts for auxiliary contacts | |
| ● instantaneous contact | 1 |
| ● leading contact | 0 |
| number of CO contacts of auxiliary contacts instantaneous contact | 0 |
| operational current at AC-15 at 690 V rated value | 1 A |
| **operational current of auxiliary contacts at AC-12** | |
| ● at 24 V | 10 A |
| ● at 230 V | 10 A |
| **operational current of auxiliary contacts at AC-14** | |
| ● at 125 V | 6 A |
| ● at 250 V | 6 A |
| **operational current of auxiliary contacts at AC-12 maximum** | 10 A |
| **operational current of auxiliary contacts at AC-15** | |
| ● at 24 V | 6 A |
| ● at 230 V | 6 A |
| ● at 400 V | 3 A |
| **operational current of auxiliary contacts at DC-12** | |
| ● at 24 V | 10 A |
| ● at 110 V | 3 A |
| ● at 220 V | 1 A |
| **operational current with 2 current paths in series at DC-12** | |


Subject to change without notice
© Copyright Siemens

| | |
|---|---|
| ● at 24 V rated value | 10 A |
| ● at 60 V rated value | 10 A |
| ● at 110 V rated value | 4 A |
| ● at 220 V rated value | 2 A |
| ● at 440 V rated value | 1.3 A |
| ● at 600 V rated value | 0.65 A |
| **operational current with 3 current paths in series at DC-12** | |
| ● at 24 V rated value | 10 A |
| ● at 60 V rated value | 10 A |
| ● at 110 V rated value | 10 A |
| ● at 220 V rated value | 3.6 A |
| ● at 440 V rated value | 2.5 A |
| ● at 600 V rated value | 1.8 A |
| **operational current with 2 current paths in series at DC-13** | |
| ● at 24 V rated value | 10 A |
| ● at 60 V rated value | 3.5 A |
| ● at 110 V rated value | 1.3 A |
| ● at 220 V rated value | 0.9 A |
| ● at 440 V rated value | 0.2 A |
| ● at 600 V rated value | 0.1 A |
| **operational current with 3 current paths in series at DC-13** | |
| ● at 24 V rated value | 10 A |
| ● at 60 V rated value | 4.7 A |
| ● at 110 V rated value | 3 A |
| ● at 220 V rated value | 1.2 A |
| ● at 440 V rated value | 0.5 A |
| ● at 600 V rated value | 0.26 A |
| **operational current of auxiliary contacts at DC-13** | |
| ● at 24 V | 6 A |
| ● at 48 V | 2 A |
| ● at 60 V | 2 A |
| ● at 110 V | 1 A |
| ● at 125 V | 0.9 A |
| ● at 220 V | 0.3 A |
| ● at 250 V | 0.3 A |
| design of the miniature circuit breaker for short-circuit protection of the auxiliary circuit up to 230 V | C characteristic: 10 A; 0.4 kA |
| **contact reliability of auxiliary contacts** | 1 faulty switching per 100 million (17 V, 1 mA) |
| **Ambient conditions** | |
| **ambient temperature** | |
| ● during operation | -25 ... +60 °C |
| ● during storage | -55 ... +80 °C |
| **Safety related data** | |
| **product function** | |
| ● mirror contact according to IEC 60947-4-1 | Yes; with 3RT2 |
| ● positively driven operation according to IEC 60947-5-1 | No |
| **Short-circuit protection** | |
| design of the miniature circuit breaker for short-circuit protection of the auxiliary circuit up to 230 V | C characteristic: 10 A; 0.4 kA |
| design of the fuse link for short-circuit protection of the auxiliary switch required | gG: 10 A (690 V, 1 kA) |
| **Installation/ mounting/ dimensions** | |
| **fastening method** | snap-on mounting |
| **height** | 57.4 mm |
| **width** | 10 mm |
| **depth** | 66 mm |
| **Connections/ Terminals** | |
| type of electrical connection for auxiliary and control circuit | screw-type terminals |
| **connectable conductor cross-section for auxiliary contacts** | |


© Copyright Siemens

| | |
|---|---|
| ● solid or stranded | 0.5 ... 2.5 mm² |
| ● finely stranded with core end processing | 0.5 ... 2.5 mm² |
| **type of connectable conductor cross-sections** | |
| ● for auxiliary contacts | |
| — solid or stranded | 2x (0.5 ... 1.5 mm²), 2x (0.75 ... 2.5 mm²) |
| — finely stranded with core end processing | 2x (0.5 ... 1.5 mm²), 2x (0.75 ... 2.5 mm²) |
| ● for AWG cables for auxiliary contacts | 2x (20 ... 16), 2x (18 ... 14) |
| **AWG number as coded connectable conductor cross section for auxiliary contacts** | 20 ... 14 |

## Approvals Certificates

### Environmental Product Declaration

| | |
|---|---|
| ● global warming potential [CO2 eq] / during manufacturing | 0.2 kg |
| ● global warming potential [CO2 eq] / during operation | 0.56 kg |
| ● global warming potential [CO2 eq] / after end of life | 0.03 kg |
| ● global warming potential [CO2 eq] / total | 0.788 kg |

**Environment** | **General Product Approval**

Environmental Confirmations

**Functional Saftey** | **Maritime application**

Type Examination Certificate

**Maritime application**

## Further information

**Information on the packaging**
https://support.industry.siemens.com/cs/ww/en/view/109813875
**Information for data generation and storage**
https://support.industry.siemens.com/cs/ww/en/view/109995012
**Information- and Downloadcenter (Catalogs, Brochures,…)**
https://www.siemens.com/ic10
**Industry Mall (Online ordering system)**
https://mall.industry.siemens.com/mall/en/en/Catalog/product?mlfb=3RH2911-1DA11
**Cax online generator**
https://support.automation.siemens.com/WW/CAXorder/default.aspx?lang=en&mlfb=3RH2911-1DA11
**Service&Support (Manuals, Certificates, Characteristics, FAQs,...)**
https://support.industry.siemens.com/cs/ww/en/ps/3RH2911-1DA11
**Image database (product images, 2D dimension drawings, 3D models, device circuit diagrams, EPLAN macros, ...)**
https://www.automation.siemens.com/bilddb/cax_de.aspx?mlfb=3RH2911-1DA11&lang=en


Subject to change without notice
© Copyright Siemens

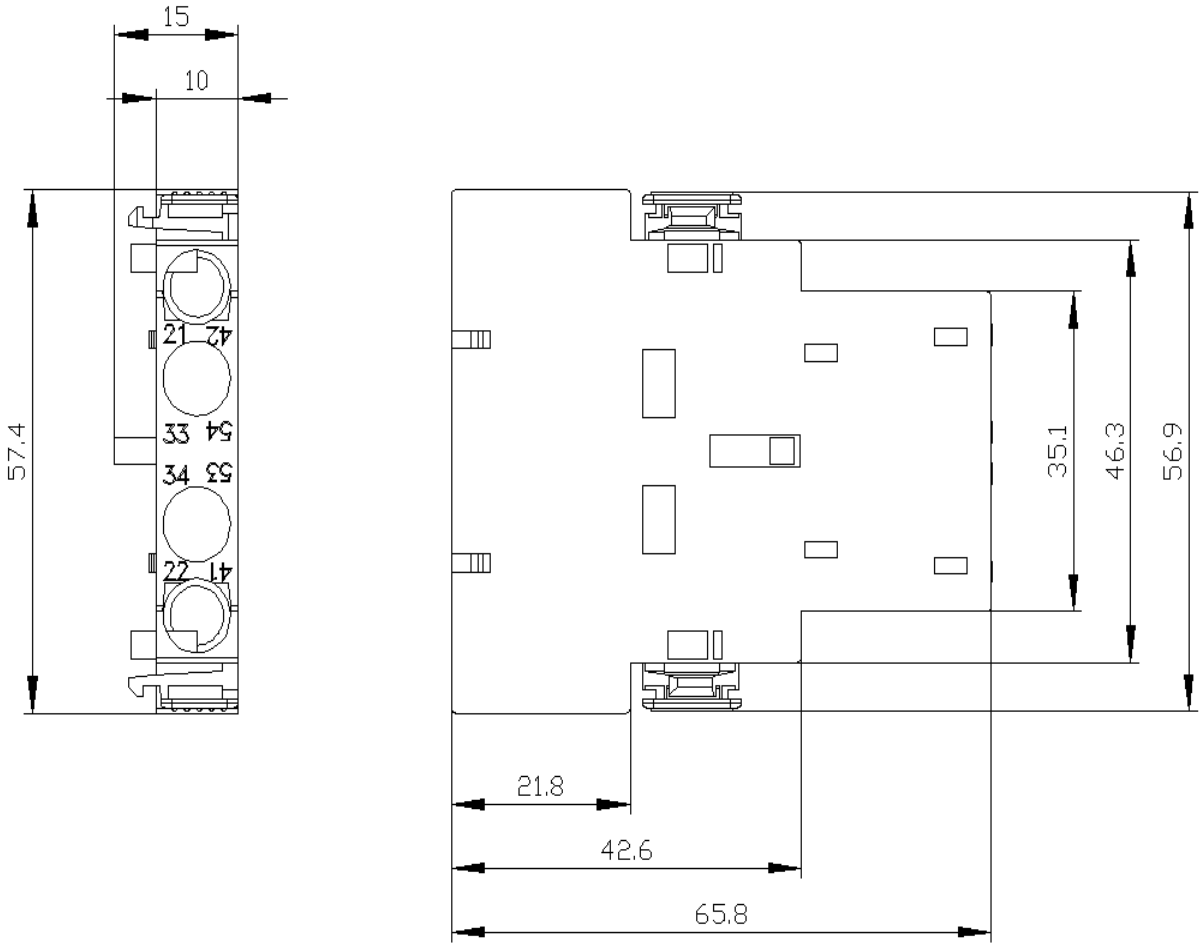



Subject to change without notice
© Copyright Siemens

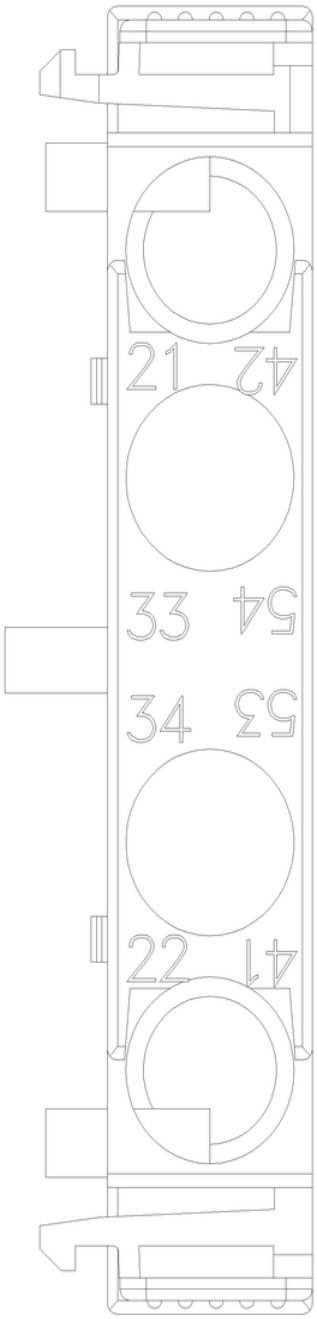



Subject to change without notice
© Copyright Siemens

## Links / left

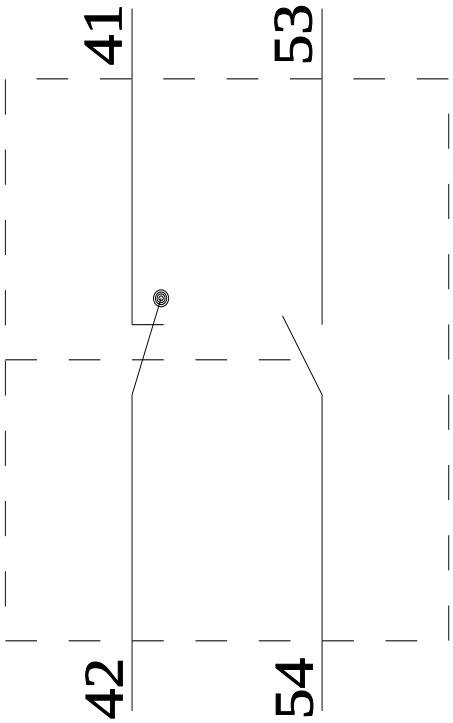


## Rechts / right

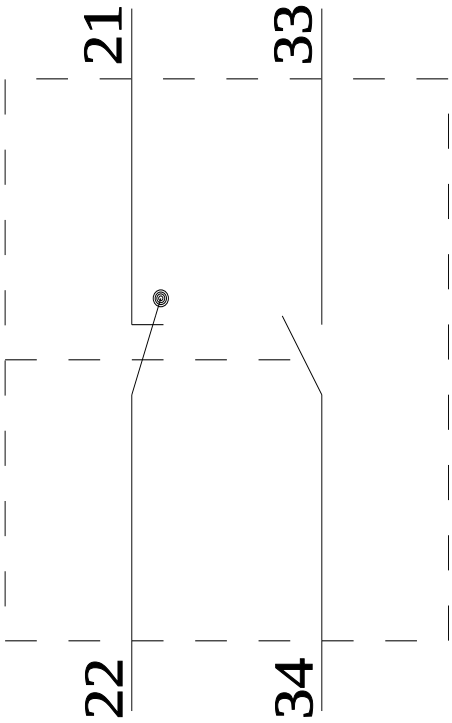


**last modified:** 9/8/2025


Subject to change without notice
© Copyright Siemens