

Fișă tehnică produs

Specificatii



Disjunctor Motor Gv2-Me - 3 Poli 3D - 0,16 - 0,25 A - Unit. Decl. Termomagnetica

GV2ME02

Principale

Gama	TeSys Deca
nume produs	TeSys GV2
Tip produs sau componenta	Motor circuit breaker
nume scurt al dispozitivului	GV2ME
aplicatie a dispozitivului	Motor protection
tehnologie unitate de declansare	Termo-magnetic

Suplimentare

descriere poli	3P
Tip retea electrica	C.a.
categorie de utilizare	Categoria A conformitate cu SR EN 60947-2 AC-3 conformitate cu IEC 60947-4-1 AC-3e conformitate cu IEC 60947-4-1
frecventa retea	50/60 Hz conformitate cu SR EN 60947-2
putere motor kW	0,06 kW la 400/415 V c.a. 50/60 Hz
capacitate de rupere	100 kA Icu la 230/240 V c.a. 50/60 Hz conformitate cu SR EN 60947-2 100 kA Icu la 400/415 V c.a. 50/60 Hz conformitate cu SR EN 60947-2 100 kA Icu la 440 V c.a. 50/60 Hz conformitate cu SR EN 60947-2 100 kA Icu la 500 V c.a. 50/60 Hz conformitate cu SR EN 60947-2 100 kA Icu la 690 V c.a. 50/60 Hz conformitate cu SR EN 60947-2
[Ics] capacitatea nominala de rupere la scurtcircuit	100 % la 230/240 V c.a. 50/60 Hz conformitate cu SR EN 60947-2 100 % la 400/415 V c.a. 50/60 Hz conformitate cu SR EN 60947-2 100 % la 440 V c.a. 50/60 Hz conformitate cu SR EN 60947-2 100 % la 500 V c.a. 50/60 Hz conformitate cu SR EN 60947-2 100 % la 690 V c.a. 50/60 Hz conformitate cu SR EN 60947-2
tip de control	Intrerupator cu revenire
[In] curent nominal	0,25 A
domeniul de reglare a protectiei termice	0,16...0,25 A conformitate cu SR EN 60947-2
curent magnetic de declansare	3,08 A
[Ith] curent termic conventional in aer liber	0,25 A conformitate cu SR EN 60947-2
[Ue] tensiune nominala de functionare	690 V c.a. 50/60 Hz conformitate cu SR EN 60947-2
[Ui] tensiune nominala de izolatie	690 V c.a. 50/60 Hz conformitate cu SR EN 60947-2
[Uimp] tensiune de tinere la impuls	6 kV conformitate cu SR EN 60947-2
sensibilitate la cadere de faza	Da conformitate cu IEC 60947-4-1
adevare pentru izolatie	Da conformitate cu IEC 60947-1
puterea disipata pe pol	2,5 W

durabilitate mecanica	100000 cic
durabilitate electrica	100000 cic pentru AC-3 la 415 V In 100000 cic pentru AC-3e la 415 V In
dificultate nominala	Nelnterrupt conformitate cu IEC 60947-4-1
conexiuni - borne	Circuit de alimentare: borna cu clema cu surub 2 cable(s) 1...6 mm ² - solid Circuit de alimentare: borna cu clema cu surub 2 cable(s) 1,5...6 mm ² - flexibil fara Circuit de alimentare: borna cu clema cu surub 2 cable(s) 1...4 mm ² - flexibil cu
cuplu de strangere	1,7 N.m - pornit borna cu clema cu surub
mod de fixare	Sina DIN simetrica, 35 mm prinse Panou înşurubat (with adaptor plate)
pozitie de montare	Orizantal Vertical
latime	45 mm
inaltime	89 mm
adancime	78,5 mm
greutate produs	0,26 kg
culoare	Gri inchis

Mediu

standarde	SR EN 60947-2 EN/IEC 60947-4-1 UL 60947-4-1 CSA C22.2 No 60947-4-1 IEC/EN 60335-2-40:Annex JJ IEC/EN 60335-1:Clause 30.2
certificari produs	CCC UL CSA EAC ATEX LROS (Lloyds register of shipping) BV RINA DNV-GL UKCA
grad de protectie IK	IK04
grad de protectie IP	IP20 conformitate cu SR EN 60529
încercare climatică	conformitate cu IACS E10
temperatura ambietala pentru depozitare	-40...80 °C
rezistenta la foc	960 °C conformitate cu IEC 60695-2-11
temperatura ambientala de utilizare	-20...60 °C
rezistenta mecanica	Şocuri 30 Gn for 11 ms Vibraţii 5 Gn, 5...150 Hz
altitudinea de functionare	<= 2000 m

Unitati de ambalare

Unitate de masura pentru prima forma de impachetare	PCE
Număr de produse în pachet	1
Inaltime prima forma de impachetare	4,700 cm
Latime prima forma de impachetare	8,500 cm

Lungime prima forma de impachetare	9,300 cm
Greutate colet(Lbs)	230,000 g
Unitate de masura pentru a doua forma de impachetare	S02
Numar unitati in a doua forma de impachetare	24
Inaltime a doua forma de impachetare	15,000 cm
Latime a doua forma de impachetare	30,000 cm
Lungime a doua forma de impachetare	40,000 cm
Greutate a doua forma de impachetare	5,710 kg
Unitate de masura pentru a treia forma de impachetare	P06
Numar unitati in a treia forma de impachetare	384
Inaltime a treia forma de impachetare	75,000 cm
Latime a treia forma de impachetare	60,000 cm
Lungime a treia forma de impachetare	80,000 cm
Greutate a treia forma de impachetare	99,360 kg

Garanție contractuală

Garantie (in luni)	18
--------------------	----

Schneider Electric isi propune sa atinga nivelul Net Zero pana in 2050 prin parteneriate la nivelul lantului de aprovizionare, materiale cu impact mai redus si circularitate, prin campania „Use Better, Use Longer, Use Again” pentru a extinde durata de viata a produselor si reciclabilitatea.

[Environmental Data explicate >](#)

[Cum evaluam sustenabilitatea produselor >](#)

Amprenta de mediu

Amprenta de carbon totala pe durata de viata	11 kg CO2 eq.
Amprenta de carbon a fazei de fabricație [A1–A3]	2 kg CO2 eq.
Amprenta de carbon a fazei de distribuție [A4]	0.1 kg CO2 eq.
Amprenta de carbon a fazei de instalare [A5]	0 kg CO2 eq.
Amprenta de carbon a fazei de utilizare [B2, B3, B4, B6]	9 kg CO2 eq.
Amprenta de carbon a fazei de sfârșit de viață [C1–C4]	0.5 kg CO2 eq.
Raport de mediu	Profilul ambiental al produsului

Use Better

Materiale si ambalare

Pachet cu carton reciclabil	Da
Ambalaj fara plastic	Da
Numar SCIP	04104e70-ba29-493c-b2cc-b5837d1f879b
Directiva RoHS a UE	Conform Prin Scutire
Regulamentul REACH	Referința conține SVHC peste prag


Use Longer

Prelungire durata de viata

Reparare	Nu
----------	----

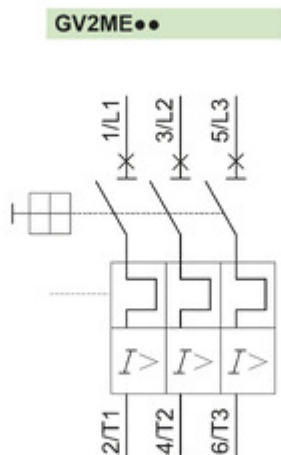
Use Again

Reambalare si refabricare

Potentialul de reciclabilitate, in %	49
Profil circularitate	Informatii privind sfarsitul duratei de viata
Preluare la sfarsitul duratei de viata	No
Eticheta WEEE	 În Uniunea Europeana, produsele trebuie reciclate respectand sistemul specific de colectare a deseurilor si nu trebuie sa ajunga in pubelele de colectare a deseurilor menajere.

Technical Illustration

Wiring diagram



REFER TO TECHNICAL DRAWINGS AND DOCUMENTATION FOR COMPLETE INFORMATION.

Offer Marketing Illustration

Product benefits / Features



TeSys Deca Motor Circuit Breakers
Range Accessories

Energy Sensor

Mounting and adapters

Terminal block

Combination block

Motor starter adapter plate

Current limiter

Comb busbar

Auxiliary contact blocks

The image displays a collection of accessories for TeSys Deca Motor Circuit Breakers. At the top left, a large black circuit breaker is shown against a green circular background. Below it, eight different accessory components are arranged in two rows of four. Each component is accompanied by a small text label identifying it: Energy Sensor, Mounting and adapters, Terminal block, Combination block, Motor starter adapter plate, Current limiter, Comb busbar, and Auxiliary contact blocks.

Offer Marketing Illustration

Product benefits / Features



The image shows a TeSys Deca Motor Circuit Breaker, a black rectangular device with a red handle. It has three main terminals at the top labeled 1, 2, and 3, and three at the bottom labeled 2, 4, and 6. A central panel features a red handle with 'OFF' and 'ON' markings, a green indicator light, and a 'TRIP' button. A QR code is visible on the lower left of the panel. The device is set against a green circular background.

TeSys Deca Motor Circuit Breakers

Technical Benefits

- High breaking capacity up to 100 kA.
- Screw clamp for the connection, with lug and spring terminals.
- Easily identify the tripped breaker.
- Padlockable in all versions.
- Sealable thermal overload settings without additional accessories.
- Short circuit indication for better diagnostics when a trip occurs.
- Maximum 15 current ratings to cover from 0.1 A to 32 A motor current with a IP20 level for finger safety.

Offer Marketing Illustration

Product benefits / Features

TeSys Deca Motor Circuit Breakers



Universal Integration

Can be used for all type of applications across industry, infrastructure and buildings.



Complete protection

Provide short circuit protection, overload protection, motor (ON/OFF) control, all in a single product.



Standard Sync

Compliant to motor control and protection, in accordance with standards.



Offer Marketing Illustration

Product benefits / Features



TeSys Deca Motor Circuit Breakers

Range Accessories




Energy Sensor



Mounting and adapters



Terminal block



Combination block



Motor starter
adapter plate



Current limiter



Comb busbar



Auxiliary
contact blocks

Offer Marketing Illustration

Product benefits / Features

TeSys Deca Motor Circuit Breakers

Technical Benefits



- High breaking capacity up to 100 kA.
- Screw clamp for the connection, with lug and spring terminals.
- Easily identify the tripped breaker.
- Padlockable in all versions.
- Sealable thermal overload settings without additional accessories.
- Short circuit indication for better diagnostics when a trip occurs.
- Maximum 15 current ratings to cover from 0.1 A to 32 A motor current with a IP20 level for finger safety.

Offer Marketing Illustration

Product benefits / Features

TeSys Deca Motor Circuit Breakers



Universal Integration

Can be used for all type of applications across industry, infrastructure and buildings.



Complete protection

Provide short circuit protection, overload protection, motor (ON/OFF) control, all in a single product.



Standard Sync

Compliant to motor control and protection, in accordance with standards.



Image of product / Alternate images

Alternative

