


Fișă tehnică produs

Specificatii



Unitate de Franare Rezistiva, 28 Ohmi, 0.3kW, IP20

VW3A7732

Principale

gama de produse	Altivar
Compatibilitate gama	Altivar Machine ATV340 Easy Altivar 310 Altivar Process ATV900 Altivar Machine ATV320 Easy Altivar 310L
Tip produs sau componenta	Rezistenta de rupere
valoare ohmica	28 Ohm

Suplimentare

compatibilitate produs	Variable speed drive ATV320 15 kW 525...600 V Variable speed drive ATV930 wall mount 4 kW 200...240 V medium cycle Variable speed drive ATV950 wall mount 11 kW 380...480 V light cycle Variable speed drive ATV930 wall mount 3 kW 200...240 V medium cycle Variable speed drive ATV930 wall mount 11 kW 380...480 V light cycle Variable speed drive ATV320 7,5 kW 525...600 V Variable speed drive ATV930 15 kW 500...690 V light cycle Variable speed drive ATV930 wall mount 3 kW 200...240 V light cycle Variable speed drive ATV930 25 CP 600 V light cycle Variable speed drive ATV320 7,5 kW 380...480 V Variable speed drive ATV320 3 kW 200...240 V Variable speed drive ATV320 11 kW 380...480 V Variable speed drive ATV320 11 kW 525...600 V Variable speed drive ATV930 20 CP 600 V light cycle Variable speed drive ATV930 18,5 kW 500...690 V light cycle Variable speed drive ATV930 wall mount 15 kW 380...480 V light cycle Variable speed drive ATV340 11 kW 380...480 V light cycle Variable speed drive ATV950 wall mount 15 kW 380...480 V light cycle Variable speed drive ATV310 11 kW Variable speed drive ATV930 wall mount 4 kW 200...240 V light cycle Variable speed drive ATV340 7,5 kW 380...480 V light cycle Variable speed drive ATV320 2,2 kW 200...240 V
ciclu de utilizare	Light cycle (pentru sarcini grele) <0,8 s braking with 150 % braking torque for a 40 s cycle Light cycle (serviciu normal) <0,8 s braking with 120 % braking torque for a 40 s cycle Medium cycle (serviciu normal) <4 s braking with 135 % braking torque for a 40 s cycle Medium cycle (pentru sarcini grele) <4 s braking with 165 % braking torque for a 40 s cycle
putere medie disponibila	0,3 kW la 50 °C
conexiune electrica	borna, capacitate conexiune: <= 10 mm ² / AWG 8 pentru variator
tip de protectie	Thermal protection via drive
latime	175 mm
inaltime	345 mm
adancime	100 mm
greutate produs	2,7 kg

Mediu

grad de protectie IP	IP20
temperatura ambietala pentru depozitare	-25...70 °C
temperatura ambietala de functionare	0...50 °C

Unitati de ambalare

Unitate de masura pentru prima forma de impachetare	PCE
---	-----

Număr de produse în pachet	1
----------------------------	---

Inaltime prima forma de impachetare	17,500 cm
-------------------------------------	-----------

Latime prima forma de impachetare	19,000 cm
-----------------------------------	-----------

Lungime prima forma de impachetare	36,000 cm
------------------------------------	-----------

Greutate colet(Lbs)	3,094 kg
---------------------	----------

Unitate de masura pentru a doua forma de impachetare	P06
--	-----

Numar unitati in a doua forma de impachetare	18
--	----

Inaltime a doua forma de impachetare	75,000 cm
--------------------------------------	-----------

Latime a doua forma de impachetare	60,000 cm
------------------------------------	-----------

Lungime a doua forma de impachetare	80,000 cm
-------------------------------------	-----------

Greutate a doua forma de impachetare	63,364 kg
--------------------------------------	-----------

Garanție contractuală

Garantie (in luni)	18
--------------------	----


Environmental Data

Schneider Electric își propune să atingă nivelul Net Zero până în 2050 prin parteneriate la nivelul lanțului de aprovizionare, materiale cu impact mai redus și circularitate, prin campania „Use Better, Use Longer, Use Again” pentru a extinde durata de viață a produselor și reciclabilitatea.


[Environmental Data explicate >](#)

[Cum evaluăm sustenabilitatea produselor >](#)


Use Better

 Materiale și ambalare	
Pachet cu carton reciclabil	Nu
Ambalaj fără plastic	Nu
Directiva RoHS a UE	Conform
Regulamentul REACH	Referința conține SVHC peste prag

Use Longer

 Prelungire durată de viață	
Reparare	Nu

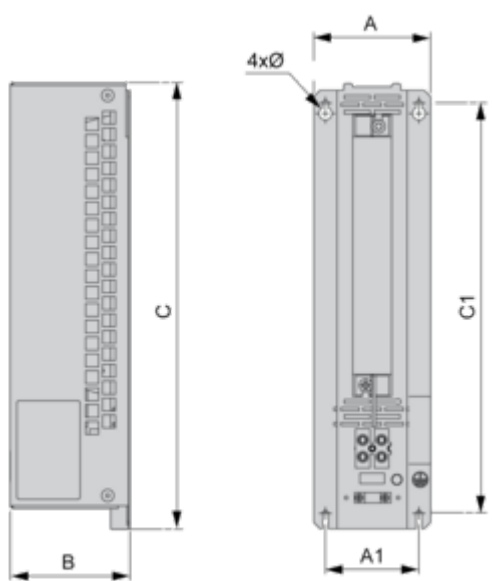
Use Again

 Reambalare și refabricare	
Preluare la sfârșitul duratei de viață	Da

Dimensions Drawings

Dimensions

Right Side and Front View



Dimensions in mm

A	B	C	A1	C1	Ø
175	100	345	142	316	4.5

Dimensions in in.

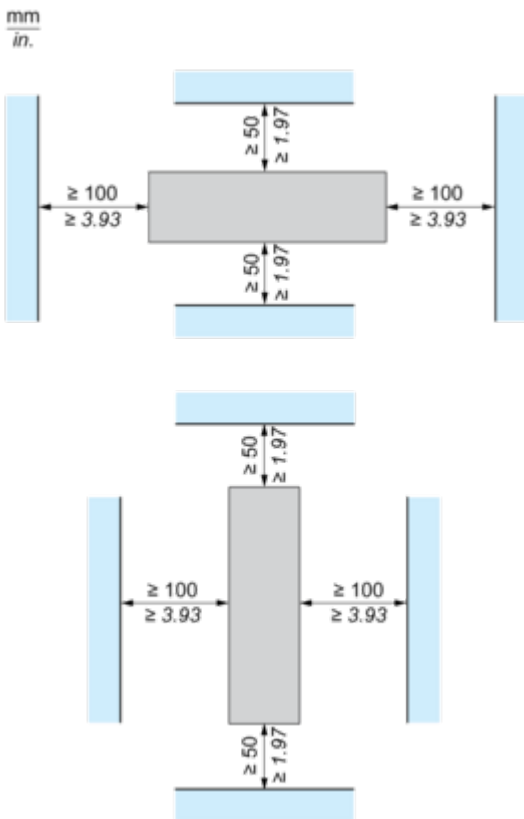
A	B	C	A1	C1	Ø
6.89	3.94	13.58	5.59	12.44	0.18

Mounting and Clearance

Mounting and Clearance



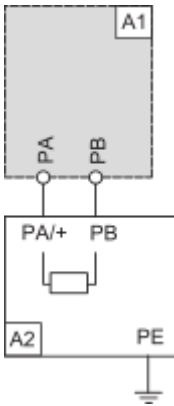
(1) Braking resistor



Connections and Schema

Recommended Schema

1 Braking Resistor

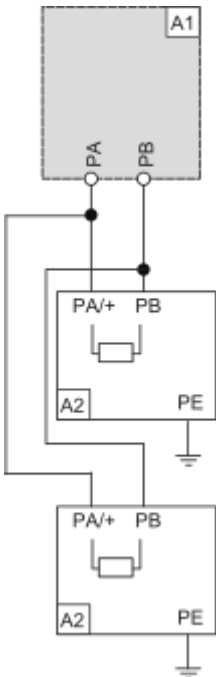


A1 : Drive or external braking unit

A2 : Braking resistor

PA, PB : Bus DC

2 Braking Resistors



A1 : Drive or external braking unit

A2 : Braking resistor

PA, PB : Bus DC